

RED BULL GRAND PRIX OF THE AMERICAS

Free Practice Nr. 3

Classification

10



	<i>Rider</i>	<i>Nation</i>	<i>Team</i>	<i>Motorcycle</i>	<i>Time</i>	<i>Lap Total</i>	<i>Gap</i>	<i>Top Speed</i>
1	93 Marc MARQUEZ	SPA	Repsol Honda Team	HONDA	2'03.302	12 12		342.3
2	35 Cal CRUTCHLOW	GBR	CWM LCR Honda	HONDA	2'03.490	13 13	0.188 0.188	338.6
3	99 Jorge LORENZO	SPA	Movistar Yamaha MotoGP	YAMAHA	2'03.647	14 15	0.345 0.157	333.1
4	46 Valentino ROSSI	ITA	Movistar Yamaha MotoGP	YAMAHA	2'03.647	15 16	0.345	335.7
5	38 Bradley SMITH	GBR	Monster Yamaha Tech 3	YAMAHA	2'03.666	13 15	0.364 0.019	340.5
6	44 Po ESPARGARO	SPA	Monster Yamaha Tech 3	YAMAHA	2'03.773	14 17	0.471 0.107	340.8
7	41 Aleix ESPARGARO	SPA	Team SUZUKI ECSTAR	SUZUKI	2'03.790	9 13	0.488 0.017	328.1
8	4 Andrea DOVIZIOSO	ITA	Ducati Team	DUCATI	2'03.850	14 14	0.548 0.060	339.5
9	45 Scott REDDING	GBR	EG 0,0 Marc VDS	HONDA	2'03.946	13 16	0.644 0.096	335.5
10	9 Daniilo PETRUCCI	ITA	Pramac Racing	DUCATI	2'04.030	11 14	0.728 0.084	337.3
11	29 Andrea IANNE	ITA	Ducati Team	DUCATI	2'04.343	16 17	1.041 0.313	339.5
12	25 Maverick VIÑALES	SPA	Team SUZUKI ECSTAR	SUZUKI	2'04.425	11 15	1.123 0.082	330.4
13	6 Stefan BRADL	GER	Athinà Forward Racing	YAMAHA FORWARD	2'04.429	15 16	1.127 0.004	333.7
14	68 Yonny HERNANDEZ	COL	Pramac Racing	DUCATI	2'04.845	10 12	1.543 0.416	337.1
15	8 Hector BARBERA	SPA	Avintia Racing	DUCATI	2'04.876	7 12	1.574 0.031	336.2
16	63 Mike DI MEGLIO	FRA	Avintia Racing	DUCATI	2'05.048	11 13	1.746 0.172	337.8
17	76 Loris BAZ	FRA	Athinà Forward Racing	YAMAHA FORWARD	2'05.931	13 14	2.629 0.883	329.9
18	7 Hiroshi AOYAMA	JPN	Repsol Honda Team	HONDA	2'05.959	15 15	2.657 0.028	341.9
19	19 Alvaro BAUTISTA	SPA	Aprilia Racing Team Gresini	APRILIA	2'06.225	13 15	2.923 0.266	327.9
20	43 Jack MILLER	AUS	CWM LCR Honda	HONDA	2'06.394	3 12	3.092 0.169	331.5
21	17 Karel ABRAHAM	CZE	AB Motoracing	HONDA	2'06.563	9 14	3.261 0.169	328.3
22	50 Eugene LAVERTY	IRL	Aspar MotoGP Team	HONDA	2'06.636	14 16	3.334 0.073	329.9
23	69 Nicky HAYDEN	USA	Aspar MotoGP Team	HONDA	2'06.913	14 16	3.611 0.277	326.0
24	15 Alex DE ANGELIS	RSM	Octo IodaRacing Team	ART	2'07.467	14 14	4.165 0.554	320.5
25	33 Marco MELANDRI	ITA	Aprilia Racing Team Gresini	APRILIA	2'07.669	14 15	4.367 0.202	328.7

Practice condition: **Dry**
 Air: 17°
 Humidity: 99%
 Ground: 20°

Fastest Lap:	Lap: 12	Marc MARQUEZ	2'03.302	160.9 Km/h
Circuit Record Lap:	2014	Marc MARQUEZ	2'03.575	160.6 Km/h
Circuit Best Lap:	2014	Marc MARQUEZ	2'02.773	161.6 Km/h

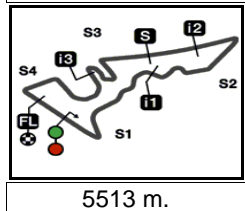
The results are provisional until the end of the limit for protest and appeals.

Time limit for protest expires 30' after publication of the results - Mr. Time:

These data/results cannot be reproduced, stored and/or transmitted in whole or in part by any manner of electronic, mechanical, photocopying, recording, broadcasting or otherwise now known or herein after developed without the previous express consent by the copyright owner, except for reproduction in daily press and regular printed publications on sale to the public within 60 days of the event related to those data/results and always provided that copyright symbol appears together as follows below.

© DORNA, 2015






5513 m.

RED BULL GRAND PRIX OF THE AMERICAS

Free Practice Nr. 3

Combined Free Practice Times

11

	Rider	Nation	Team	MOTORCYCLE	FP1	FP2	FP3	Gap
1	93 M.MARQUEZ	SPA	Repsol Honda Team	HONDA	2'19.864 14	2'04.835 10	2'03.302 12	
2	35 C.CRUTCHLOW	GBR	CWM LCR Honda	HONDA	2'21.300 13	2'05.162 12	2'03.490 13	0.188 0.188
3	99 J.LORENZO	SPA	Movistar Yamaha MotoGP	YAMAHA	2'21.486 15	2'06.174 11	2'03.647 14	0.345 0.157
4	46 V.ROSSI	ITA	Movistar Yamaha MotoGP	YAMAHA	2'20.593 14	2'05.691 13	2'03.647 15	0.345
5	38 B.SMITH	GBR	Monster Yamaha Tech 3	YAMAHA	2'20.951 15	2'06.134 7	2'03.666 13	0.364 0.019
6	44 P.ESPARGARO	SPA	Monster Yamaha Tech 3	YAMAHA	2'20.983 13	2'05.840 8	2'03.773 14	0.471 0.107
7	41 A.ESPARGARO	SPA	Team SUZUKI ECSTAR	SUZUKI	2'22.571 13	2'05.564 11	2'03.790 9	0.488 0.017
8	4 A.DOVIZIOSO	ITA	Ducati Team	DUCATI	2'19.402 15	2'05.646 9	2'03.850 14	0.548 0.060
9	45 S.REDDING	GBR	EG 0,0 Marc VDS	HONDA	2'20.487 16	2'06.216 8	2'03.946 13	0.644 0.096
10	9 D.PETRUCCI	ITA	Pramac Racing	DUCATI	2'20.665 17	2'06.294 13	2'04.030 11	0.728 0.084
11	29 A.IANNONE	ITA	Ducati Team	DUCATI	2'22.741 8	2'05.190 10	2'04.343 16	1.041 0.313
12	25 M.VIÑALES	SPA	Team SUZUKI ECSTAR	SUZUKI	2'25.024 13	2'07.011 9	2'04.425 11	1.123 0.082
13	6 S.BRADL	GER	Athinà Forward Racing	MAHA FORWARD	2'22.498 17	2'05.990 9	2'04.429 15	1.127 0.004
14	68 Y.HERNANDEZ	COL	Pramac Racing	DUCATI	2'21.625 15	2'06.092 9	2'04.845 10	1.543 0.416
15	8 H.BARBERA	SPA	Avintia Racing	DUCATI	2'22.716 10	2'07.581 10	2'04.876 7	1.574 0.031
16	63 M.DI MEGLIO	FRA	Avintia Racing	DUCATI	2'22.663 13	2'06.591 7	2'05.048 11	1.746 0.172
17	76 L.BAZ	FRA	Athinà Forward Racing	MAHA FORWARD	2'24.178 18	2'09.372 11	2'05.931 13	2.629 0.883
18	7 H.AOYAMA	JPN	Repsol Honda Team	HONDA	2'22.387 17	2'07.268 12	2'05.959 15	2.657 0.028
19	19 A.BAUTISTA	SPA	Aprilia Racing Team Gresini	APRILIA	2'22.018 14	2'07.419 8	2'06.225 13	2.923 0.266
20	43 J.MILLER	AUS	CWM LCR Honda	HONDA	2'22.391 13	2'07.916 12	2'06.394 3	3.092 0.169
21	17 K.ABRAHAM	CZE	AB Motoracing	HONDA	2'25.405 15	2'08.266 13	2'06.563 9	3.261 0.169
22	50 E.LAVERTY	IRL	Aspar MotoGP Team	HONDA	2'24.851 16	2'07.968 9	2'06.636 14	3.334 0.073
23	69 N.HAYDEN	USA	Aspar MotoGP Team	HONDA	2'22.542 15	2'08.762 14	2'06.913 14	3.611 0.277
24	15 A.DE ANGELIS	RSM	Octo IodaRacing Team	ART	2'25.160 10	2'12.409 8	2'07.467 14	4.165 0.554
25	33 M.MELANDRI	ITA	Aprilia Racing Team Gresini	APRILIA	2'25.141 11	2'11.258 8	2'07.669 14	4.367 0.202

Pole Position Record:	2014	Marc MARQUEZ	2'02.773	161.6 Km/h
Circuit Record Lap:	2014	Marc MARQUEZ	2'03.575	160.6 Km/h
Circuit Best Lap:	2014	Marc MARQUEZ	2'02.773	161.6 Km/h

The results are provisional until the end of the limit for protest and appeals.

Time limit for protest expires 60' after publication of the results - Mr. Time:

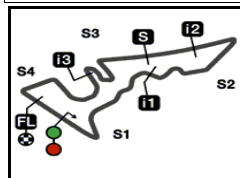
These data/results cannot be reproduced, stored and/or transmitted in whole or in part by any manner of electronic, mechanical, photocopying, recording, broadcasting or otherwise now known or herein after developed without the previous express consent by the copyright owner, except for reproduction in daily press and regular printed publications on sale to the public within 60 days of the event related to those data/results and always provided that copyright symbol appears together as follows below.

© DORNA, 2015

Official MotoGP Timing by TISSOT
www.motogp.com

Austin, Saturday, April 11, 2015





5513 m.

RED BULL GRAND PRIX OF THE AMERICAS

Free Practice Nr. 3

Top Speed & Average

12



Rider	Nation	Motorcycle	Top 5 speeds					Average	Top
93 Marc MARQUEZ	SPA	HONDA	342.3	339.8	338.1	337.7	337.1	339.0	342.3
7 Hiroshi AOYAMA	JPN	HONDA	341.9	340.0	339.5	338.9	338.5	339.8	341.9
44 Pol ESPARGARO	SPA	YAMAHA	340.8	339.9	338.4	337.9	337.8	339.0	340.8
38 Bradley SMITH	GBR	YAMAHA	340.5	339.4	337.8	336.5	336.2	338.1	340.5
4 Andrea DOVIZIOSO	ITA	DUCATI	339.5	337.6	336.4	336.3	336.1	337.2	339.5
29 Andrea IANNONE	ITA	DUCATI	339.5	338.6	338.4	336.9	335.4	337.8	339.5
35 Cal CRUTCHLOW	GBR	HONDA	338.6	338.0	337.7	337.6	336.3	337.6	338.6
63 Mike DI MEGLIO	FRA	DUCATI	337.8	336.6	335.2	334.9	334.2	335.7	337.8
9 Danilo PETRUCCI	ITA	DUCATI	337.3	337.0	334.3	334.3	333.8	335.3	337.3
68 Yonny HERNANDEZ	COL	DUCATI	337.1	337.0	335.9	335.0	334.7	335.7	337.1
8 Hector BARBERA	SPA	DUCATI	336.2	334.9	334.9	334.0	334.0	334.8	336.2
46 Valentino ROSSI	ITA	YAMAHA	335.7	335.4	335.1	333.7	333.4	334.7	335.7
45 Scott REDDING	GBR	HONDA	335.5	334.7	333.4	332.4	332.4	333.7	335.5
6 Stefan BRADL	GER	YAMAHA FOR	333.7	333.5	332.0	331.5	331.2	332.4	333.7
99 Jorge LORENZO	SPA	YAMAHA	333.1	331.8	331.3	331.2	331.2	331.7	333.1
43 Jack MILLER	AUS	HONDA	331.5	330.6	328.3	327.1	327.0	328.9	331.5
25 Maverick VIÑALES	SPA	SUZUKI	330.4	329.5	328.4	328.2	327.9	328.7	330.4
50 Eugene LAVERTY	IRL	HONDA	329.9	329.3	329.0	328.3	326.4	328.6	329.9
76 Loris BAZ	FRA	YAMAHA FOR	329.9	329.4	326.6	326.5	326.5	327.8	329.9
33 Marco MELANDRI	ITA	APRILIA	328.7	328.4	327.5	327.2	326.9	327.7	328.7
17 Karel ABRAHAM	CZE	HONDA	328.3	328.3	327.3	326.6	326.0	327.3	328.3
41 Aleix ESPARGARO	SPA	SUZUKI	328.1	327.7	326.2	325.8	325.8	326.7	328.1
19 Alvaro BAUTISTA	SPA	APRILIA	327.9	326.5	324.4	324.0	324.0	325.4	327.9
69 Nicky HAYDEN	USA	HONDA	326.0	325.1	324.6	324.5	324.1	324.9	326.0
15 Alex DE ANGELIS	RSM	ART	320.5	319.7	318.6	318.0	317.9	318.9	320.5

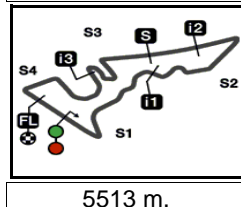
These data/results cannot be reproduced, stored and/or transmitted in whole or in part by any manner of electronic, mechanical, photocopying, recording, broadcasting or otherwise now known or herein after developed without the previous express consent by the copyright owner, except for reproduction in daily press and regular printed publications on sale to the public within 60 days of the event related to those data/results and always provided that copyright symbol appears together as follows below.

© DORNA, 2015

Official MotoGP Timing by TISSOT
www.motogp.com



Austin, Saturday, April 11, 2015



5513 m.

RED BULL GRAND PRIX OF THE AMERICAS

Free Practice Nr. 3

Chronological Analysis of Performances

13

P Crossing the finish line in pit lane		<i>T1</i> Time from finish line to 1st intermediate				<i>T2</i> Time from 1st intermed. to 2nd intermed.				<i>T3</i> Time from 2nd intermed. to 3rd intermed.				<i>T4</i> Time from 3rd intermediate to finish line	
Lap	Lap Time	<i>T1</i>	<i>T2</i>	<i>T3</i>	<i>T4</i>	Speed	Lap	Lap Time	<i>T1</i>	<i>T2</i>	<i>T3</i>	<i>T4</i>	Speed		
1st	93	Marc MARQUEZ		Repsol Honda Team		SPA		Runs=3	Total laps=12	Full laps=7					
1	2'45.898	58.575	33.220	39.472	34.631	329.1	1	3'03.389	1'25.676	34.860	33.340	29.513	313.1		
2	2'14.580	36.568	30.836	38.085	29.091	337.7	2	2'06.283	35.957	30.622	30.983	28.721	332.7		
3	2'04.075	35.158	29.956	30.481	28.480	342.3	3	2'05.056	35.385	30.445	30.739	28.487	333.3		
4	2'10.807 P	35.108	30.015	35.280	30.404	339.8	4	2'04.888	35.155	30.203	30.602	28.928	333.4		
5	8'33.786	6'58.081	31.774	34.282	29.649	334.3	5	2'04.803	35.356	30.155	30.735	28.557	332.9		
6	2'04.900	35.350	30.250	30.678	28.622	338.1	6	2'14.109 P	39.730	31.758	32.431	30.190	324.0		
7	2'12.232 P	37.734	31.385	31.854	31.259	335.2	7	7'50.683	6'14.402	32.513	34.375	29.393	325.6		
8	15'57.159	14'24.520	32.461	31.204	28.974	333.1	8	2'07.608	36.578	30.655	31.345	29.030	331.8		
9	2'03.629	35.134	29.881	30.282	28.332	336.2	9	2'07.366	35.600	30.709	31.785	29.272	330.7		
10	2'03.722	34.857	29.983	30.322	28.560	336.2	10	2'06.851 P	35.708	30.757	31.256	29.130	335.4		
11	2'06.084	35.050	30.633	31.352	29.049	332.8	11	7'14.632	5'42.751	32.129	31.163	28.589	330.2		
12	2'03.302	34.817	29.754	30.363	28.368	337.1	12	2'06.354	35.002	30.315	32.417	28.620	333.7		
							13	2'03.899	35.062	30.100	30.419	28.318	331.4		
							14	2'15.690	43.029	32.642	31.483	28.536	333.0		
							15	2'03.647	34.834	30.122	30.364	28.327	335.1		
							16	2'04.104	35.027	30.055	30.424	28.598	335.7		
2nd	35	Cal CRUTCHLOW		CWM LCR Honda		GBR		Runs=4	Total laps=13	Full laps=6					
1	2'46.495	1'05.588	33.206	34.281	33.420	313.4	1	3'07.550	1'31.086	33.868	33.115	29.481	316.9		
2	2'10.163	37.845	31.076	32.037	29.205	336.3	2	2'08.533	36.071	30.786	32.748	28.928	340.5		
3	2'05.249	35.594	30.362	30.793	28.500	338.6	3	2'05.888	35.802	30.483	30.924	28.679	337.8		
4	2'05.367	35.382	30.388	30.874	28.723	337.6	4	2'05.200	35.076	30.433	30.876	28.815	339.4		
5	2'10.876 P	37.194	31.343	33.258	29.081	338.0	5	2'04.501	34.893	30.414	30.651	28.543	336.5		
6	8'22.102	6'49.109	31.890	32.284	28.819	334.6	6	2'12.150 P	38.947	31.386	31.770	30.047	329.4		
7	2'04.274	35.269	30.119	30.605	28.281	337.7	7	9'19.876 P	7'42.424	32.003	31.998	33.451	334.4		
8	2'16.208 P	37.992	33.822	32.945	31.449	331.0	8	5'02.356	3'31.516	31.002	31.047	28.791	332.8		
9	9'41.389	7'56.802	36.432	37.908	30.247	257.4	9	2'05.017	35.358	30.425	30.643	28.591	335.1		
10	2'11.874	36.668	31.878	34.169	29.159	333.5	10	2'04.449	35.114	30.258	30.557	28.520	334.7		
11	2'16.214 P	36.739	35.810	32.172	31.493	330.6	11	2'05.301 P	35.056	30.271	30.851	29.123	336.2		
12	4'51.572	3'21.248	30.945	30.921	28.458	335.1	12	3'53.709	2'23.424	30.736	30.799	28.750	335.5		
13	2'03.490	34.950	29.929	30.469	28.142	336.2	13	2'03.666	34.781	30.207	30.423	28.255	335.9		
3rd	99	Jorge LORENZO		Movistar Yamaha Mot		SPA		Runs=3	Total laps=15	Full laps=10					
1	2'25.619	51.399	32.663	32.280	29.277	330.8	14	2'03.923	34.780	30.031	30.677	28.435	336.0		
2	2'06.901	35.853	31.151	31.125	28.772	330.5	15	2'17.521 P	38.107	34.348	31.715	33.351	328.3		
3	2'05.518	35.339	30.495	31.039	28.645	330.3									
4	2'04.889	35.102	30.397	30.837	28.553	329.0									
5	2'04.731	35.118	30.361	30.599	28.653	331.2									
6	2'06.618 P	35.048	30.299	30.868	30.403	331.0									
7	10'28.014	8'56.546	31.120	31.445	28.903	330.1									
8	2'05.526	35.356	30.514	30.969	28.687	329.7									
9	2'04.999	35.072	30.335	30.980	28.612	330.4									
10	2'05.038	35.103	30.205	30.923	28.807	331.8									
11	2'10.867 P	35.063	30.496	34.707	30.601	331.2									
12	7'17.970	5'46.378	31.631	31.224	28.737	333.1									
13	2'04.353	34.973	30.091	30.890	28.399	330.8									
14	2'03.647	34.799	29.979	30.502	28.367	331.0									
15	2'03.841	34.655	30.116	30.612	28.458	331.3									
4th	46	Valentino ROSSI		Movistar Yamaha Mot		ITA		Runs=3	Total laps=16	Full laps=11					
13	6'24.866	4'41.013	31.815	31.587	40.451	334.0									
14	2'03.773	34.967	30.056	30.448	28.302	337.6									
15	2'14.675	37.950	36.807	31.400	28.518	337.3									

Fastest Lap: Marc MARQUEZ Repsol Honda Team SPA 2'03.302 34.817 29.754 30.363 28.368

These data/results cannot be reproduced, stored and/or transmitted in whole or in part by any manner of electronic, mechanical, photocopying, recording, broadcasting or otherwise now known or herein after developed without the previous express consent by the copyright owner, except for reproduction in daily press and regular printed publications on sale to the public within 60 days of the event related to those data/results and always provided that copyright symbol appears together as follows below.
© DORNA, 2015



Free Practice Nr. 3

MotoGP

Lap	Lap Time	T1	T2	T3	T4	Speed	Lap	Lap Time	T1	T2	T3	T4	Speed	
16	2'09.123	34.721	30.085	35.733	28.584	339.9	7	2'10.333	35.178	30.874	34.586	29.695	333.1	
17	2'04.301	34.956	30.185	30.639	28.521	337.8	8	2'05.523	35.390	30.363	31.036	28.734	331.4	
7th	41	Alex ESPARGARO Team SUZUKI ECST SPA						9	2'22.424 P	45.807	31.346	33.793	31.478	334.3
		Runs=4	Total laps=13	Full laps=6			10	9'19.610	7'43.846	31.784	34.040	29.940	290.1	
1	3'07.034	1'31.610	33.847	32.804	28.773	305.6	11	2'04.030	35.013	30.071	30.574	28.372	334.3	
2	2'05.154	35.423	30.532	30.885	28.314	327.7	12	2'16.040	35.226	34.050	31.622	35.142	333.2	
3	2'04.566	35.179	30.440	30.741	28.206	328.1	13	2'10.470	35.344	32.658	31.649	30.819	333.8	
4	2'09.860 P	35.074	32.250	31.610	30.926	326.2	14	2'32.395	52.331	33.517	35.486	31.061	289.9	
5	7'11.511	5'40.666	31.183	31.265	28.397	324.6	11th	29	Andrea IANNONE Ducati Team ITA					
6	2'04.868	35.096	30.543	30.716	28.513	325.3			Runs=3	Total laps=17	Full laps=12			
7	2'07.504 P	35.134	30.882	31.824	29.664	319.8	1	2'38.283	59.974	33.344	33.872	31.093	299.3	
8	4'07.811	2'36.582	31.588	31.074	28.567	323.4	2	2'19.684	40.409	31.803	31.687	35.785	331.3	
9	2'03.790	34.980	30.170	30.536	28.104	325.4	3	2'05.109	35.527	30.298	30.846	28.438	338.6	
10	2'12.225 P	37.005	32.106	32.524	30.590	311.9	4	2'04.445	35.076	30.238	30.649	28.482	339.5	
11	12'05.378	10'31.255	33.318	32.041	28.764	323.6	5	2'06.073	35.617	30.493	31.096	28.867	338.4	
12	2'03.962	34.893	30.214	30.627	28.228	325.8	6	2'05.230	35.096	30.464	30.951	28.719	336.9	
13	2'09.813	35.302	31.960	33.880	28.671	325.8	7	2'12.930 P	37.525	31.858	32.658	30.889	326.8	
8th	4	Andrea DOVIZIOSO Ducati Team ITA						8	7'43.954	6'10.073	32.235	32.454	29.192	327.1
		Runs=4	Total laps=14	Full laps=7			9	2'05.915	35.687	30.580	31.035	28.613	335.0	
1	2'29.667	54.688	32.486	32.854	29.639	332.2	10	2'05.038	35.101	30.474	30.850	28.613	334.0	
2	2'07.252	36.269	31.009	31.148	28.826	334.0	11	2'13.291	38.715	32.011	33.412	29.153	276.0	
3	2'05.045	35.479	30.217	30.608	28.741	337.6	12	2'05.090	35.301	30.357	30.731	28.701	335.4	
4	2'06.612 P	35.276	30.448	30.832	30.056	335.0	13	2'11.687 P	35.214	30.788	35.968	29.717	334.3	
5	8'58.649	7'26.880	31.244	31.527	28.998	333.0	14	5'54.186	4'21.112	32.219	31.965	28.890	332.2	
6	2'07.182	35.320	30.545	30.780	30.537	334.9	15	2'04.448	35.165	30.221	30.660	28.402	333.9	
7	2'06.187	35.978	30.383	30.718	29.108	336.3	16	2'04.343	35.156	30.089	30.678	28.420	334.1	
8	2'07.171 P	35.271	30.399	31.281	30.220	339.5	17	2'24.621	42.493	35.731	37.875	28.522	186.4	
9	6'59.084	5'28.342	31.223	30.821	28.698	335.7	12th	25	Maverick VIÑALES Team SUZUKI ECST SPA					
10	2'04.297	34.871	30.221	30.606	28.599	335.8			Runs=4	Total laps=15	Full laps=8			
11	2'15.707 P	35.122	30.329	40.078	30.178	334.2	1	3'07.198	1'25.749	38.174	33.814	29.461	302.6	
12	6'03.292	4'31.311	31.806	31.446	28.729	334.0	2	2'07.035	35.875	30.786	31.705	28.669	327.9	
13	2'04.009	34.981	30.127	30.417	28.484	336.4	3	2'11.059	35.444	30.798	35.742	29.075	328.2	
14	2'03.850	34.929	30.086	30.371	28.464	336.1	4	2'05.830	35.403	30.512	31.208	28.707	326.8	
9th	45	Scott REDDING EG 0,0 Marc VDS GBR						5	2'07.697 P	35.419	30.672	31.251	30.355	326.3
		Runs=3	Total laps=16	Full laps=10			6	7'42.266	6'10.451	31.226	31.841	28.748	323.4	
1	2'46.843	1'04.757	32.807	33.680	35.599	332.0	7	2'06.012	35.240	30.646	31.170	28.956	325.3	
2	2'06.056	36.156	30.519	30.974	28.407	335.5	8	2'05.822	35.271	30.557	31.127	28.867	329.5	
3	2'04.882	35.340	30.275	30.850	28.417	334.7	9	2'12.024 P	37.907	32.783	31.841	29.493	328.4	
4	2'05.462	35.257	30.663	30.851	28.691	331.4	10	6'39.282	5'07.602	31.280	31.647	28.753	324.3	
5	2'05.068	35.307	30.484	30.780	28.497	333.4	11	2'04.425	34.874	30.293	30.878	28.380	325.7	
6	2'13.709 P	38.310	33.613	31.841	29.945	331.4	12	2'08.847 P	35.305	30.903	32.559	30.080	323.3	
7	8'59.110	7'24.534	32.474	32.965	29.137	323.3	13	4'42.437	3'09.157	32.384	32.138	28.758	324.5	
8	2'05.409	35.495	30.580	30.892	28.442	329.1	14	2'08.013	35.010	30.280	34.112	28.611	330.4	
9	2'04.831	35.134	30.370	30.711	28.616	332.4	15	2'04.708	34.826	30.310	30.973	28.599	327.9	
10	2'05.378	35.130	30.859	30.766	28.623	331.2	13th	6	Stefan BRADL Athina Forward Racin GER					
11	2'14.252 P	40.368	31.575	32.489	29.820	325.2			Runs=3	Total laps=16	Full laps=11			
12	7'50.368	6'18.422	31.685	31.459	28.802	327.2	1	2'44.605	1'08.159	33.702	32.709	30.035	327.5	
13	2'03.946	34.891	30.168	30.604	28.283	331.0	2	2'13.982	36.448	30.973	31.301	35.260	331.1	
14	2'04.434	35.148	30.235	30.505	28.546	332.4	3	2'05.644	35.432	30.659	30.879	28.674	330.3	
15	2'05.134	35.239	30.348	30.857	28.690	327.6	4	2'06.062	35.859	30.554	30.933	28.716	331.1	
16	2'31.664 P	47.278	34.844	35.347	34.195	293.1	5	2'06.192	35.428	30.742	31.172	28.850	331.5	
10th	9	Danilo PETRUCCI Pramac Racing ITA						6	2'12.135 P	37.845	31.515	31.627	31.148	329.2
		Runs=3	Total laps=14	Full laps=9			7	7'39.167	6'06.555	32.176	31.494	28.942	326.7	
1	2'30.467	55.256	32.186	33.191	29.834	331.3	8	2'05.209	35.310	30.447	30.810	28.642	327.5	
2	2'06.809	35.899	30.796	31.447	28.667	337.0	9	2'04.958	35.210	30.383	30.819	28.546	327.3	
3	2'13.693	35.698	30.533	31.211	36.251	332.9	10	2'09.031	39.116	30.535	30.831	28.549	329.2	
4	2'06.183	35.527	30.690	31.096	28.870	337.3	11	2'15.506 P	37.127	31.196	35.649	31.534	323.8	
5	11'10.506	9'39.075	31.380	31.308	28.743	329.7	12	7'30.070	5'44.268	32.080	31.812	41.910	325.7	
6	2'04.847	35.257	30.191	30.770	28.629	333.5	13	2'04.867	35.272	30.245	30.894	28.456	332.0	
							14	2'15.184	39.662	35.592	31.386	28.544	333.5	

Fastest Lap: Marc MARQUEZ Repsol Honda Team SPA 2'03.302 34.817 29.754 30.363 28.368

These data/results cannot be reproduced, stored and/or transmitted in whole or in part by any manner of electronic, mechanical, photocopying, recording, broadcasting or otherwise now known or herein after developed without the previous express consent by the copyright owner, except for reproduction in daily press and regular printed publications on sale to the public within 60 days of the event related to those data/results and always provided that copyright symbol appears together as follows below.
© DORNA, 2015



Free Practice Nr. 3

MotoGP

Lap	Lap Time	T1	T2	T3	T4	Speed	Lap	Lap Time	T1	T2	T3	T4	Speed
15	2'04.429	34.970	30.190	30.657	28.612	333.7	12	2'12.768	36.862	35.741	31.294	28.871	329.9
16	2'05.638	35.280	30.475	31.094	28.789	331.2	13	2'05.931	35.419	30.656	31.135	28.721	326.5
14th	68	Yonny HERNANDEZ Pramac Racing COL					18th	7	Hiroshi AOYAMA Repsol Honda Team JPN				
		Runs=4	Total laps=13	Full laps=8					Runs=3	Total laps=15	Full laps=10		
	unfinished	1'10.559											
1	unfinished		33.014	32.631	29.733	334.2	1	2'39.194	1'02.484	32.851	33.135	30.724	335.2
2	2'08.203	36.489	31.424	31.254	29.036	334.7	2	2'10.038	37.006	31.520	32.165	29.347	336.1
3	2'06.909	35.694	31.059	31.195	28.961	334.2	3	2'07.702	36.096	30.987	31.301	29.318	338.5
4	2'15.276 P	35.916	31.312	35.943	32.105	334.6	4	2'07.837	36.085	31.118	31.319	29.315	339.5
5	6'53.758	5'21.137	31.645	31.697	29.279	335.0	5	2'11.725 P	36.907	31.465	31.465	31.888	338.9
6	2'06.262	35.528	30.947	30.902	28.885	334.6	6	8'45.972	7'10.627	32.718	32.722	29.905	334.7
7	2'10.598 P	37.330	31.041	31.245	30.982	334.7	7	2'08.959	36.358	31.371	31.686	29.544	337.2
8	6'41.015	4'45.154	31.773	48.274	35.814	333.5	8	2'12.051	36.060	31.317	34.830	29.844	338.2
9	2'25.279	51.457	31.845	33.176	28.801	323.9	9	2'07.030	35.904	30.855	31.049	29.222	340.0
10	2'04.845	35.260	30.273	30.793	28.519	337.1	10	2'07.616	35.719	31.215	31.402	29.280	334.0
11	2'05.111	35.200	30.442	30.667	28.802	335.9	11	2'12.749 P	37.210	32.123	31.951	31.465	335.7
12	2'17.140	40.004	31.776	35.673	29.687	337.0	12	8'17.707	6'39.967	34.415	33.881	29.444	309.1
15th	8	Hector BARBERA Avintia Racing SPA					13	2'06.499	35.676	30.830	31.202	28.791	341.9
		Runs=2	Total laps=12	Full laps=8			14	2'06.959	35.580	31.062	31.208	29.109	330.5
1	3'04.314	1'25.614	35.695	33.325	29.680	320.3	15	2'05.959	35.510	30.599	30.990	28.860	336.8
2	2'06.272	35.769	30.816	31.183	28.504	333.7	19th	19	Alvaro BAUTISTA Aprilia Racing Team SPA				
3	2'05.376	35.443	30.444	30.916	28.573	336.2			Runs=3	Total laps=15	Full laps=10		
4	2'11.699	35.745	34.532	31.815	29.607	333.6	1	2'39.552	1'00.313	33.050	33.812	32.377	322.9
5	2'08.835 P	35.557	31.192	31.822	30.264	330.2	2	2'10.010	36.966	31.621	32.081	29.342	327.9
6	19'34.074	18'01.910	31.476	31.310	29.378	334.9	3	2'07.845	35.920	31.318	31.498	29.109	324.4
7	2'04.876	35.311	30.337	30.659	28.569	334.0	4	2'07.844	36.189	31.082	31.438	29.135	326.5
8	2'37.476	49.127	36.411	40.051	31.887	317.2	5	2'08.084	35.876	31.230	31.659	29.319	323.2
9	2'10.870	38.166	32.544	31.319	28.841	334.0	6	2'14.374 P	39.014	32.163	32.225	30.972	323.3
10	2'04.922	35.186	30.310	30.798	28.628	334.9	7	9'06.970	7'31.977	32.933	32.562	29.498	324.0
11	2'05.009	35.201	30.448	30.731	28.629	332.9	8	2'07.519	36.133	31.063	31.416	28.907	322.7
12	2'24.321 P	40.034	34.037	35.684	34.566	333.1	9	2'06.311	35.576	30.704	31.166	28.865	323.1
16th	63	Mike DI MEGLIO Avintia Racing FRA					10	2'06.765	35.621	30.816	31.372	28.956	324.0
		Runs=3	Total laps=13	Full laps=9			11	2'14.168 P	38.258	32.326	33.016	30.568	316.9
1	2'30.806	55.685	32.702	32.483	29.936	328.6	12	8'49.766	7'17.652	31.492	31.625	28.997	323.1
2	2'07.240	36.402	31.185	31.092	28.561	337.8	13	2'06.225	35.622	30.663	31.091	28.849	323.8
3	2'05.938	35.491	30.624	31.078	28.745	334.9	14	2'06.680	35.594	30.816	31.243	29.027	323.0
4	2'06.072	35.529	30.641	31.131	28.771	334.0	15	2'06.800	35.705	30.825	31.275	28.995	323.6
5	2'12.147 P	37.193	31.736	32.095	31.123	332.2	20th	43	Jack MILLER CWM LCR Honda AUS				
6	7'55.089 P	6'07.945	36.711	37.190	33.243	312.6			Runs=4	Total laps=12	Full laps=5		
7	12'31.200	10'54.694	32.903	33.760	29.843	330.2	1	2'45.434	58.763	33.161	34.144	39.366	322.9
8	2'28.797	35.766	32.087	48.514	32.430	254.5	2	2'07.308	36.168	30.902	31.205	29.033	331.5
9	2'44.628	48.498	32.221	47.670	36.239	334.2	3	2'06.394	35.793	30.590	31.070	28.941	330.6
10	2'25.432	49.888	32.582	34.246	28.716	312.2	4	2'16.237 P	41.892	31.632	32.809	29.904	327.0
11	2'05.048	35.254	30.377	30.853	28.564	335.2	5	10'11.427	8'38.009	32.286	31.847	29.285	327.1
12	2'05.550	35.003	30.498	30.740	29.309	336.6	6	2'07.751	35.949	31.486	31.227	29.089	328.3
13	2'08.862	35.551	31.424	32.145	29.742	332.1	7	2'25.713 P	36.279	32.531	35.937	40.966	269.8
17th	76	Loris BAZ Athina Forward Racin FRA					8	7'09.025	5'35.294	31.906	32.530	29.295	325.8
		Runs=3	Total laps=14	Full laps=9			9	2'07.227	35.842	30.825	31.471	29.089	326.2
1	2'30.899	55.103	32.910	33.132	29.754	325.1	10	2'07.315	35.730	31.006	31.636	28.943	326.5
2	2'10.128	37.251	31.658	32.115	29.104	322.7	11	2'16.837 P	40.390	32.692	33.370	30.385	319.8
3	2'08.092	36.138	31.203	31.621	29.130	329.4	12	8'26.065	6'50.187	34.384	32.222	29.272	320.6
4	2'08.573	36.317	31.161	31.943	29.152	325.8	21st	17	Karel ABRAHAM AB Motoracing CZE				
5	2'08.189	36.301	31.312	31.350	29.226	326.5			Runs=3	Total laps=14	Full laps=9		
6	2'15.445 P	40.107	31.754	31.954	31.630	325.5	1	2'30.669	51.795	34.290	34.187	30.397	318.3
7	9'35.416	7'56.575	33.464	33.659	31.718	318.0	2	2'10.106	37.269	31.698	32.094	29.045	325.9
8	2'09.419	37.088	31.528	31.601	29.202	322.0	3	2'08.060	35.713	31.615	31.609	29.123	326.6
9	2'10.648 P	36.106	31.058	31.664	31.820	321.7	4	2'07.632	35.758	31.195	31.779	28.900	328.3
10	9'57.560	8'10.294	32.211	31.643	43.412	324.5	5	2'12.430	37.875	32.790	33.087	28.678	320.2
11	2'06.186	35.776	30.788	30.919	28.703	326.6	6	2'13.028 P	35.932	32.087	33.586	31.423	323.7

Fastest Lap: Marc MARQUEZ Repsol Honda Team SPA 2'03.302 34.817 29.754 30.363 28.368

These data/results cannot be reproduced, stored and/or transmitted in whole or in part by any manner of electronic, mechanical, photocopying, recording, broadcasting or otherwise now known or herein after developed without the previous express consent by the copyright owner, except for reproduction in daily press and regular printed publications on sale to the public within 60 days of the event related to those data/results and always provided that copyright symbol appears together as follows below.
© DORNA, 2015



Free Practice Nr. 3

MotoGP

Lap	Lap Time	T1	T2	T3	T4	Speed	Lap	Lap Time	T1	T2	T3	T4	Speed
7	11'02.350	9'09.256	33.453	37.650	41.991	313.5	14	2'07.467	35.865	30.987	31.516	29.099	320.5
8	2'07.695	36.468	31.192	31.360	28.675	326.0	25th 33 Marco MELANDRI Aprilia Racing Team ITA Runs=3 Total laps=15 Full laps=10						
9	2'06.563	35.558	30.768	31.478	28.759	328.3							
10	2'11.287 P	37.164	32.419	32.061	29.643	324.8	1	2'28.751	48.993	34.639	33.600	31.519	322.4
11	9'01.546	7'24.689	33.720	33.259	29.878	319.4	2	2'10.915	37.636	31.662	32.201	29.416	326.9
12	2'18.721	35.653	32.596	40.766	29.706	286.9	3	2'09.309	36.810	31.343	31.676	29.480	327.2
13	2'07.132	35.556	30.795	31.660	29.121	324.9	4	2'16.856	36.454	34.183	34.164	32.055	314.4
14	2'08.210	35.248	30.919	31.340	30.703	327.3	5	2'08.638	36.304	31.277	31.830	29.227	328.4

22nd 50 Eugene LAVERTY Aspar MotoGP Team IRL Runs=3 Total laps=16 Full laps=11						
1	2'30.262	51.630	34.073	34.171	30.388	307.6
2	2'09.536	37.522	31.408	31.581	29.025	328.3
3	2'08.107	36.251	31.286	31.475	29.095	324.6
4	2'09.021	36.453	31.247	31.615	29.706	324.8
5	2'08.394	36.559	31.256	31.363	29.216	324.5
6	2'14.417 P	38.920	32.240	31.974	31.283	324.3
7	8'36.487	6'58.871	33.289	32.741	31.586	324.4
8	2'08.983	36.607	31.492	31.714	29.170	324.4
9	2'07.905	36.203	31.099	31.390	29.213	324.3
10	2'07.820	36.391	31.058	31.339	29.032	325.7
11	2'10.296 P	36.200	31.087	31.373	31.636	325.9
12	6'55.814	5'16.604	35.510	33.597	30.103	318.9
13	2'06.754	36.011	30.729	31.144	28.870	326.4
14	2'06.636	35.980	30.754	30.985	28.917	329.0
15	2'06.904	35.950	30.892	31.096	28.966	329.3
16	2'06.813	35.924	30.794	31.184	28.911	329.9

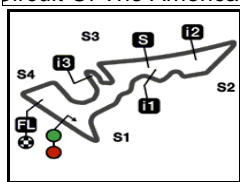
23rd 69 Nicky HAYDEN Aspar MotoGP Team USA Runs=3 Total laps=16 Full laps=11						
1	2'24.267	47.652	33.136	33.158	30.321	319.3
2	2'09.412	36.980	31.752	31.656	29.024	325.1
3	2'08.661	36.507	31.003	31.704	29.447	320.8
4	2'06.921	35.892	30.645	31.269	29.115	323.4
5	2'12.295 P	37.727	31.755	32.109	30.704	322.3
6	6'07.613	4'31.407	32.885	33.210	30.111	283.1
7	2'12.399	37.057	31.504	32.050	31.788	322.1
8	2'08.808	36.491	31.121	32.004	29.192	324.6
9	2'08.404	36.259	31.212	31.588	29.345	323.9
10	2'13.028 P	37.464	32.212	32.553	30.799	321.6
11	8'29.708	6'53.897	32.697	33.491	29.623	322.6
12	2'21.361	36.677	32.822	32.708	39.154	320.3
13	2'24.952	37.297	35.142	39.285	33.228	250.4
14	2'06.913	35.995	30.635	31.334	28.949	326.0
15	2'08.289	36.222	31.321	31.498	29.248	324.1
16	2'10.651	35.829	32.956	31.973	29.893	324.5

24th 15 Alex DE ANGELIS Octo IodaRacing Tea RSM Runs=3 Total laps=15 Full laps=9						
1	2'29.494	48.313	35.617	34.816	30.748	295.1
2	2'11.972	37.693	31.803	32.550	29.926	318.0
	unfinished	36.551	31.260	31.963		318.6
3	13'33.396		35.151	35.116	31.247	310.9
4	2'12.747	37.919	32.399	32.729	29.700	315.0
5	2'11.428	37.533	31.933	32.431	29.531	316.7
6	2'10.010	36.613	31.579	32.287	29.531	317.4
7	2'09.719	36.504	31.667	32.143	29.405	317.5
8	2'09.553	36.264	31.567	32.150	29.572	317.9
9	2'20.692	42.025	35.002	33.663	30.002	317.7
10	2'08.650	36.192	31.248	31.915	29.295	316.3
11	2'27.063 P	38.152	36.496	40.935	31.480	317.2
12	5'29.961	3'55.026	33.338	32.353	29.244	314.8
13	2'08.364	36.296	31.041	32.129	28.898	319.7

Fastest Lap: Marc MARQUEZ Repsol Honda Team SPA 2'03.302 34.817 29.754 30.363 28.368

These data/results cannot be reproduced, stored and/or transmitted in whole or in part by any manner of electronic, mechanical, photocopying, recording, broadcasting or otherwise now known or herein after developed without the previous express consent by the copyright owner, except for reproduction in daily press and regular printed publications on sale to the public within 60 days of the event related to those data/results and always provided that copyright symbol appears together as follows below.
© DORNA, 2015





5513 m.

RED BULL GRAND PRIX OF THE AMERICAS

Free Practice Nr. 3

Best Partial Times

MotoGP

IT Ideal Lap Time, sum of the best partial times

BT Best Lap Time

T1		T2		T3		T4						
Pos	Rider	Time	Rider	Time	Rider	Time	Rider	Time	Pos	Rider	IT	BT
1	J.LORENZO	34.655	M.MARQUEZ	29.754	M.MARQUEZ	30.282	A.ESPARGARO	28.104	1	M.MARQUEZ	2'03.185	2'03.302 (1)
2	P.ESPARGARO	34.721	C.CRUTCHLOW	29.929	V.ROSSI	30.364	C.CRUTCHLOW	28.142	2	B.SMITH	2'03.489	2'03.666 (5)
3	B.SMITH	34.780	J.LORENZO	29.979	A.DOVIZIOSO	30.371	B.SMITH	28.255	3	C.CRUTCHLO	2'03.490	2'03.490 (2)
4	M.MARQUEZ	34.817	B.SMITH	30.031	B.SMITH	30.423	S.REDDING	28.283	4	J.LORENZO	2'03.503	2'03.647 (3)
5	M.VIÑALES	34.826	V.ROSSI	30.055	P.ESPARGARO	30.448	P.ESPARGARO	28.302	5	P.ESPARGAR	2'03.527	2'03.773 (6)
6	V.ROSSI	34.834	P.ESPARGARO	30.056	C.CRUTCHLOW	30.469	V.ROSSI	28.318	6	V.ROSSI	2'03.571	2'03.647 (4)
7	A.DOVIZIOSO	34.871	D.PETRUCCI	30.071	J.LORENZO	30.502	M.MARQUEZ	28.332	7	A.ESPARGAR	2'03.703	2'03.790 (7)
8	S.REDDING	34.891	A.DOVIZIOSO	30.086	S.REDDING	30.505	J.LORENZO	28.367	8	A.DOVIZIOSO	2'03.792	2'03.850 (8)
9	A.ESPARGARO	34.893	A.IANNONE	30.089	A.ESPARGARO	30.536	D.PETRUCCI	28.372	9	S.REDDING	2'03.847	2'03.946 (9)
10	C.CRUTCHLOW	34.950	S.REDDING	30.168	D.PETRUCCI	30.574	M.VIÑALES	28.380	10	D.PETRUCCI	2'04.030	2'04.030 (10)
11	S.BRADL	34.970	A.ESPARGARO	30.170	A.IANNONE	30.649	A.IANNONE	28.402	11	A.IANNONE	2'04.216	2'04.343 (11)
12	M.DI MEGLIO	35.003	S.BRADL	30.190	S.BRADL	30.657	S.BRADL	28.456	12	S.BRADL	2'04.273	2'04.429 (13)
13	D.PETRUCCI	35.013	Y.HERNANDEZ	30.273	H.BARBERA	30.659	A.DOVIZIOSO	28.464	13	M.VIÑALES	2'04.364	2'04.425 (12)
14	A.IANNONE	35.076	M.VIÑALES	30.280	Y.HERNANDEZ	30.667	H.BARBERA	28.504	14	H.BARBERA	2'04.659	2'04.876 (15)
15	H.BARBERA	35.186	H.BARBERA	30.310	M.DI MEGLIO	30.740	Y.HERNANDEZ	28.519	14	Y.HERNANDEZ	2'04.659	2'04.845 (14)
16	Y.HERNANDEZ	35.200	M.DI MEGLIO	30.377	M.VIÑALES	30.878	M.DI MEGLIO	28.561	16	M.DI MEGLIO	2'04.681	2'05.048 (16)
17	K.ABRAHAM	35.248	J.MILLER	30.590	L.BAZ	30.919	K.ABRAHAM	28.675	17	L.BAZ	2'05.697	2'05.931 (17)
18	L.BAZ	35.419	H.AOYAMA	30.599	E.LAVERTY	30.985	L.BAZ	28.703	18	H.AOYAMA	2'05.890	2'05.959 (18)
19	H.AOYAMA	35.510	N.HAYDEN	30.635	H.AOYAMA	30.990	H.AOYAMA	28.791	19	K.ABRAHAM	2'06.031	2'06.563 (21)
20	A.BAUTISTA	35.576	L.BAZ	30.656	J.MILLER	31.070	A.BAUTISTA	28.849	20	A.BAUTISTA	2'06.179	2'06.225 (19)
21	J.MILLER	35.730	A.BAUTISTA	30.663	A.BAUTISTA	31.091	E.LAVERTY	28.870	21	J.MILLER	2'06.331	2'06.394 (20)
22	N.HAYDEN	35.829	E.LAVERTY	30.729	N.HAYDEN	31.269	A.DE ANGELIS	28.898	22	E.LAVERTY	2'06.508	2'06.636 (22)
23	A.DE ANGELIS	35.865	K.ABRAHAM	30.768	K.ABRAHAM	31.340	J.MILLER	28.941	23	N.HAYDEN	2'06.682	2'06.913 (23)
24	E.LAVERTY	35.924	M.MELANDRI	30.922	M.MELANDRI	31.424	N.HAYDEN	28.949	24	A.DE ANGELIS	2'07.266	2'07.467 (24)


These data/results cannot be reproduced, stored and/or transmitted in whole or in part by any manner of electronic, mechanical, photocopying, recording, broadcasting or otherwise now known or herein after developed without the previous express consent by the copyright owner, except for reproduction in daily press and regular printed publications on sale to the public within 60 days of the event related to those data/results and always provided that copyright symbol appears together as follows below.

© DORNA, 2015

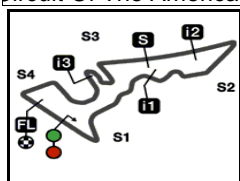
Official MotoGP Timing by 
www.motogp.com



Circuit Of The Americas

Results and timing service provided by  **TISSOT**

MotoGP



5513 m.

RED BULL GRAND PRIX OF THE AMERICAS

Free Practice Nr. 3

Best Partial Times

IT Ideal Lap Time, sum of the best partial times

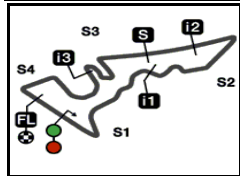
BT Best Lap Time

T1		T2		T3		T4				<i>IT</i>	<i>BT</i>	
<i>Pos</i>	<i>Rider</i>	<i>Time</i>	<i>Rider</i>	<i>Time</i>	<i>Rider</i>	<i>Time</i>	<i>Rider</i>	<i>Time</i>	<i>Pos</i>	<i>Rider</i>		
25	M.MELANDRI	36.130	A.DE ANGELIS	30.987	A.DE ANGELIS	31.516	M.MELANDRI	29.142	25	M.MELANDRI	2'07.618	2'07.669 (25)

These data/results cannot be reproduced, stored and/or transmitted in whole or in part by any manner of electronic, mechanical, photocopying, recording, broadcasting or otherwise now known or herein after developed without the previous express consent by the copyright owner, except for reproduction in daily press and regular printed publications on sale to the public within 60 days of the event related to those data/results and always provided that copyright symbol appears together as follows below.
© DORNA, 2015

Official MotoGP Timing by **TISSOT**
www.motogp.com






5513 m.

RED BULL GRAND PRIX OF THE AMERICAS

Free Practice Nr. 3

Fastest Laps Sequence

<i>Practice Time</i>	 <i>Rider</i>	<i>Nation</i>	<i>Motorcycle</i>	<i>Time</i>	<i>Km/h</i>	<i>Rider's Lap</i>
4'32.520	99 Jorge LORENZO	SPA	YAMAHA	2'06.901	156.3	2
4'37.276	9 Danilo PETRUCCI	ITA	DUCATI	2'06.809	156.5	2
4'52.899	45 Scott REDDING	GBR	HONDA	2'06.056	157.4	2
5'12.188	41 Aleix ESPARGARO	SPA	SUZUKI	2'05.154	158.5	2
6'41.964	4 Andrea DOVIZIOSO	ITA	DUCATI	2'05.045	158.7	3
6'57.781	45 Scott REDDING	GBR	HONDA	2'04.882	158.9	3
7'04.553	93 Marc MARQUEZ	SPA	HONDA	2'04.075	159.9	3
27'02.098	41 Aleix ESPARGARO	SPA	SUZUKI	2'03.790	160.3	9
39'17.660	44 PoI ESPARGARO	SPA	YAMAHA	2'03.773	160.3	14
40'07.066	93 Marc MARQUEZ	SPA	HONDA	2'03.629	160.5	9
45'05.273	35 Cal CRUTCHLOW	GBR	HONDA	2'03.490	160.7	13
46'20.174	93 Marc MARQUEZ	SPA	HONDA	2'03.302	160.9	12

These data/results cannot be reproduced, stored and/or transmitted in whole or in part by any manner of electronic, mechanical, photocopying, recording, broadcasting or otherwise now known or herein after developed without the previous express consent by the copyright owner, except for reproduction in daily press and regular printed publications on sale to the public within 60 days of the event related to those data/results and always provided that copyright symbol appears together as follows below.

© DORNA, 2015

Official MotoGP Timing by TISSOT
www.motogp.com

Austin, Saturday, April 11, 2015

