


5513 m.

RED BULL GRAND PRIX OF THE AMERICAS

Qualifying
Classification

		Rider	Nation	Team	Motorcycle	Time	Lap Total	Gap	Top Speed
1	52	Danny KENT	GBR	Leopard Racing	HONDA	2'15.344	11 12		226.4
2	44	Miguel OLIVEIRA	POR	Red Bull KTM Ajo	KTM	2'15.829	12 13	0.485 0.485	230.5
3	55	Andrea LOCATELLI	ITA	Gresini Racing Team Moto3	HONDA	2'16.090	13 14	0.746 0.261	228.7
4	23	Niccolò ANTONELLI	ITA	Ongetta-Rivacold	HONDA	2'16.101	12 14	0.757 0.011	234.6
5	9	Jorge NAVARRO	SPA	Estrella Galicia 0,0	HONDA	2'16.144	13 15	0.800 0.043	233.0
6	20	Fabio QUARTARARO	FRA	Estrella Galicia 0,0	HONDA	2'16.150	14 15	0.806 0.006	228.2
7	32	Isaac VIÑALES	SPA	Husqvarna Factory Laglisse	HUSQVARNA	2'16.335	11 13	0.991 0.185	231.5
8	33	Enea BASTIANINI	ITA	Gresini Racing Team Moto3	HONDA	2'16.400	13 14	1.056 0.065	226.7
9	21	Francesco BAGNAIA	ITA	MAPFRE Team MAHINDRA	MAHINDRA	2'16.417	13 14	1.073 0.017	228.4
10	10	Alexis MASBOU	FRA	SAXOPRINT RTG	HONDA	2'16.576	14 15	1.232 0.159	232.7
11	41	Brad BINDER	RSA	Red Bull KTM Ajo	KTM	2'16.735	15 15	1.391 0.159	232.2
12	88	Jorge MARTIN	SPA	MAPFRE Team MAHINDRA	MAHINDRA	2'16.849	13 14	1.505 0.114	228.2
13	58	Juanfran GUEVARA	SPA	MAPFRE Team MAHINDRA	MAHINDRA	2'16.945	13 14	1.601 0.096	230.7
14	11	Livio LOI	BEL	RW Racing GP	HONDA	2'16.954	9 9	1.610 0.009	233.6
15	17	John MCPHEE	GBR	SAXOPRINT RTG	HONDA	2'16.992	9 10	1.648 0.038	231.5
16	7	Efren VAZQUEZ	SPA	Leopard Racing	HONDA	2'17.012	7 14	1.668 0.020	234.3
17	76	Hiroki ONO	JPN	Leopard Racing	HONDA	2'17.173	9 9	1.829 0.161	233.7
18	95	Jules DANILO	FRA	Ongetta-Rivacold	HONDA	2'17.434	12 12	2.090 0.261	235.9
19	5	Romano FENATI	ITA	SKY Racing Team VR46	KTM	2'17.469	9 14	2.125 0.035	239.0
20	98	Karel HANIKA	CZE	Red Bull KTM Ajo	KTM	2'17.485	6 14	2.141 0.016	236.1
21	31	Niklas AJO	FIN	RBA Racing Team	KTM	2'17.487	8 9	2.143 0.002	232.5
22	16	Andrea MIGNO	ITA	SKY Racing Team VR46	KTM	2'17.518	14 15	2.174 0.031	235.0
23	84	Jakub KORNFEIL	CZE	Drive M7 SIC	KTM	2'17.621	9 15	2.277 0.103	232.1
24	12	Matteo FERRARI	ITA	San Carlo Team Italia	MAHINDRA	2'17.653	16 16	2.309 0.032	230.9
25	29	Stefano MANZI	ITA	San Carlo Team Italia	MAHINDRA	2'17.659	14 14	2.315 0.006	231.9
26	19	Alessandro TONUCCI	ITA	Outox Reset Drink Team	MAHINDRA	2'17.894	13 13	2.550 0.235	227.4
27	2	Remy GARDNER	AUS	CIP	MAHINDRA	2'17.894	14 15	2.550	229.5
28	63	Zulfahmi KHAIRUDDIN	MAL	Drive M7 SIC	KTM	2'17.941	4 9	2.597 0.047	233.0
29	24	Tatsuki SUZUKI	JPN	CIP	MAHINDRA	2'18.024	16 16	2.680 0.083	228.9
30	91	Gabriel RODRIGO	ARG	RBA Racing Team	KTM	2'18.303	15 15	2.959 0.279	231.0
31	6	Maria HERRERA	SPA	Husqvarna Factory Laglisse	HUSQVARNA	2'18.631	13 14	3.287 0.328	232.1
32	65	Philipp OETTL	GER	Schedl GP Racing	KTM	2'19.073	4 11	3.729 0.442	223.1
33	22	Ana CARRASCO	SPA	RBA Racing Team	KTM	2'19.181	15 15	3.837 0.108	234.6
34	40	Darryn BINDER	RSA	Outox Reset Drink Team	MAHINDRA	2'19.253	14 14	3.909 0.072	229.2

Practice condition: Dry

Air: 20°

Humidity: 89%

Ground: 22°

Fastest Lap:	Lap: 11	Danny KENT	2'15.344	146.6 Km/h
Circuit Record Lap:	2013	Luis SALOM	2'16.345	145.5 Km/h
Circuit Best Lap:	2015	Danny KENT	2'15.344	146.6 Km/h

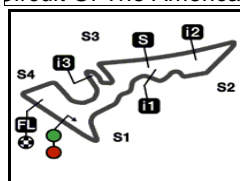
The results are provisional until the end of the limit for protest and appeals.

Time limit for protest expires 30' after publication of the results - Mr. Time:

These data/results cannot be reproduced, stored and/or transmitted in whole or in part by any manner of electronic, mechanical, photocopying, recording, broadcasting or otherwise now known or herein after developed without the previous express consent by the copyright owner, except for reproduction in daily press and regular printed publications on sale to the public within 60 days of the event related to those data/results and always provided that copyright symbol appears together as follows below.

© DORNA, 2015





5513 m.

RED BULL GRAND PRIX OF THE AMERICAS

Qualifying

Top Speed & Average

21A



Rider	Nation	Motorcycle	Top 5 speeds					Average	Top
5 Romano FENATI	ITA	KTM	239.0	234.3	230.7	229.4	229.3	232.5	239.0
98 Karel HANIKA	CZE	KTM	236.1	233.2	232.5	231.8	228.2	232.4	236.1
95 Jules DANILO	FRA	HONDA	235.9	230.4	227.5	226.5	226.0	229.3	235.9
16 Andrea MIGNO	ITA	KTM	235.0	234.3	232.0	227.6	227.4	231.3	235.0
22 Ana CARRASCO	SPA	KTM	234.6	231.8	231.1	230.5	230.5	231.7	234.6
23 Niccolò ANTONELLI	ITA	HONDA	234.6	231.3	226.6	226.4	226.3	228.6	234.6
7 Efen VAZQUEZ	SPA	HONDA	234.3	233.0	231.3	230.1	229.9	231.7	234.3
76 Hiroki ONO	JPN	HONDA	233.7	233.1	232.8	230.2	228.8	231.7	233.7
11 Livio LOI	BEL	HONDA	233.6	228.9	227.9	225.6	223.8	228.0	233.6
9 Jorge NAVARRO	SPA	HONDA	233.0	232.1	229.9	229.9	228.4	230.7	233.0
63 Zufahmi KHAIRUDDIN	MAL	KTM	233.0	227.0	226.9	225.8	224.1	227.4	233.0
10 Alexis MASBOU	FRA	HONDA	232.7	232.2	231.9	231.2	229.1	231.4	232.7
31 Niklas AJO	FIN	KTM	232.5	232.4	226.5	225.1	223.6	228.0	232.5
41 Brad BINDER	RSA	KTM	232.2	232.2	230.0	229.0	228.1	230.3	232.2
6 Maria HERRERA	SPA	HUSQVARNA	232.1	231.8	230.1	229.0	228.8	230.4	232.1
84 Jakub KORNFEIL	CZE	KTM	232.1	229.8	229.0	226.2	225.4	228.5	232.1
29 Stefano MANZI	ITA	MAHINDRA	231.9	229.1	226.6	225.2	224.7	227.5	231.9
17 John MCPHEE	GBR	HONDA	231.5	229.1	228.7	227.3	225.8	228.5	231.5
32 Isaac VIÑALES	SPA	HUSQVARNA	231.5	230.5	229.2	228.3	226.8	229.3	231.5
91 Gabriel RODRIGO	ARG	KTM	231.0	230.3	228.7	228.6	228.6	229.4	231.0
12 Matteo FERRARI	ITA	MAHINDRA	230.9	230.1	225.4	224.7	224.3	227.1	230.9
58 Juanfran GUEVARA	SPA	MAHINDRA	230.7	228.8	225.9	225.9	224.3	227.1	230.7
44 Miguel OLIVEIRA	POR	KTM	230.5	228.3	228.2	228.1	228.0	228.6	230.5
2 Remy GARDNER	AUS	MAHINDRA	229.5	228.9	226.8	226.4	224.7	227.3	229.5
40 Darryn BINDER	RSA	MAHINDRA	229.2	228.7	227.0	226.8	226.0	227.3	229.2
24 Tatsuki SUZUKI	JPN	MAHINDRA	228.9	225.9	225.7	224.2	220.9	224.4	228.9
55 Andrea LOCATELLI	ITA	HONDA	228.7	228.0	227.6	226.7	226.2	227.4	228.7
21 Francesco BAGNAIA	ITA	MAHINDRA	228.4	224.6	223.8	223.8	223.2	224.5	228.4
88 Jorge MARTIN	SPA	MAHINDRA	228.2	226.5	226.1	224.9	223.8	225.9	228.2
20 Fabio QUARTARARO	FRA	HONDA	228.2	228.0	227.7	226.2	226.2	227.3	228.2
19 Alessandro TONUCCI	ITA	MAHINDRA	227.4	226.2	226.1	223.6	222.4	225.1	227.4
33 Enea BASTIANINI	ITA	HONDA	226.7	226.0	225.8	225.4	224.2	225.6	226.7
52 Danny KENT	GBR	HONDA	226.4	225.9	225.3	225.0	224.8	225.5	226.4
65 Philipp OETTL	GER	KTM	223.1	223.0	222.5	222.3	222.2	222.6	223.1

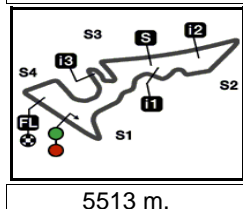
These data/results cannot be reproduced, stored and/or transmitted in whole or in part by any manner of electronic, mechanical, photocopying, recording, broadcasting or otherwise now known or herein after developed without the previous express consent by the copyright owner, except for reproduction in daily press and regular printed publications on sale to the public within 60 days of the event related to those data/results and always provided that copyright symbol appears together as follows below.

© DORNA, 2015

Official MotoGP Timing by TISSOT
www.motogp.com



Austin, Saturday, April 11, 2015



5513 m.

RED BULL GRAND PRIX OF THE AMERICAS

Qualifying

Chronological Analysis of Performances

22A

							T1 Time from finish line to 1st intermediate		T3 Time from 2nd intermed. to 3rd intermed.				
							T2 Time from 1st intermed. to 2nd intermed.		T4 Time from 3rd intermediate to finish line				
Lap	Lap Time	T1	T2	T3	T4	Speed	Lap	Lap Time	T1	T2	T3	T4	Speed
1st	52	Danny KENT			Leopard Racing	GBR	2	2'18.141	39.164	33.541	34.848	30.588	224.9
		Runs=3	Total laps=12	Full laps=7			3	2'17.721	38.959	33.640	34.628	30.494	224.2
1	3'39.823	1'45.263	41.326	37.004	36.230	191.2	4	2'17.216	38.946	33.454	34.567	30.249	226.3
2	2'17.302	38.905	33.477	34.642	30.278	223.1	5	2'26.004 P	41.493	35.198	35.629	33.684	225.1
3	2'16.577	38.399	33.564	34.476	30.138	223.7	6	7'16.776	5'18.435	46.369	41.247	30.725	175.9
4	2'16.508	38.439	33.421	34.539	30.109	225.3	7	2'16.913	38.843	33.378	34.509	30.183	223.0
5	2'39.917 P	45.671	36.634	40.612	37.000	173.2	8	2'16.546	38.583	33.331	34.409	30.223	231.3
6	8'52.033	7'12.310	34.156	35.254	30.313	224.1	9	2'28.898 P	44.107	35.383	37.909	31.499	196.2
7	2'15.689	38.262	33.217	34.361	29.849	224.8	10	9'29.249	7'06.903	43.742	1'03.651	34.953	115.2
8	2'25.943 P	44.115	33.820	35.641	32.367	220.2	11	2'22.536	44.093	33.553	34.522	30.368	226.4
9	10'15.266	8'25.282	34.822	43.166	31.996	220.1	12	2'16.101	38.653	33.203	34.122	30.123	226.6
10	2'15.459	38.181	33.121	34.397	29.760	225.9	13	2'43.641	41.916	33.534	41.361	46.830	226.3
11	2'15.344	38.166	33.106	34.232	29.840	226.4	14	2'16.563	38.761	33.265	34.366	30.171	234.6
12	2'25.178	41.854	34.431	36.032	32.861	225.0							
2nd	44	Miguel OLIVEIRA			Red Bull KTM Ajo	POR	5th	9	Jorge NAVARRO			Estrella Galicia 0,0	SPA
		Runs=3	Total laps=13	Full laps=8				Runs=3	Total laps=15	Full laps=10			
1	2'48.141	1'06.821	35.006	35.257	31.057	228.1	1	3'41.964	1'33.414	37.929	45.166	45.455	158.2
2	2'18.133	39.681	33.864	34.312	30.276	230.5	2	2'18.464	39.413	33.824	34.765	30.462	228.4
3	2'17.860	38.756	33.660	34.879	30.565	228.0	3	2'17.760	38.914	33.838	34.725	30.283	233.0
4	2'21.800 P	39.974	34.143	35.232	32.451	228.2	4	2'17.241	38.970	33.596	34.303	30.372	229.9
5	7'59.234	6'20.186	33.894	34.735	30.419	224.2	5	2'28.522 P	38.686	36.035	38.581	35.220	194.6
6	2'16.843	38.470	33.556	34.591	30.226	223.3	6	6'06.821	3'59.786	40.532	54.256	32.247	124.5
7	2'16.965	38.596	33.447	34.654	30.268	223.2	7	2'16.904	38.864	33.390	34.351	30.299	227.1
8	2'20.721 P	39.666	33.576	35.495	31.984	227.4	8	2'16.864	38.776	33.391	34.404	30.293	227.4
9	11'20.567	9'33.753	33.832	41.826	31.156	224.6	9	2'16.194	38.483	33.521	34.156	30.034	225.9
10	2'23.214	38.700	38.612	34.894	31.008	228.3	10	2'19.845 P	38.340	33.350	34.638	33.517	225.8
11	2'16.407	38.522	33.275	34.514	30.096	226.4	11	8'07.862	6'27.594	35.102	34.977	30.189	222.7
12	2'15.829	38.302	33.176	34.281	30.070	226.3	12	2'16.300	38.723	33.301	34.241	30.035	228.3
13	2'24.845	40.317	33.733	35.540	35.255	227.9	13	2'16.144	38.381	33.456	34.284	30.023	229.9
							14	2'22.126	41.662	33.464	35.381	31.619	232.1
							15	2'17.005	38.756	33.432	34.581	30.236	227.4
3rd	55	Andrea LOCATELLI			Gresini Racing Team	ITA	6th	20	Fabio QUARTARAR			Estrella Galicia 0,0	FRA
		Runs=3	Total laps=14	Full laps=9				Runs=3	Total laps=15	Full laps=10			
1	3'42.606	1'42.877	37.900	41.706	40.123	173.9	1	3'40.429	1'34.000	38.038	45.865	42.526	157.2
2	2'18.159	39.285	33.658	34.870	30.346	228.7	2	2'17.943	39.054	33.584	34.912	30.393	225.5
3	2'17.032	38.586	33.519	34.676	30.251	227.6	3	2'17.338	38.551	33.643	34.856	30.288	224.2
4	2'16.889	38.704	33.303	34.532	30.350	226.2	4	2'17.353	38.518	33.606	34.892	30.337	225.0
5	2'31.651 P	38.619	36.117	40.496	36.419	165.7	5	2'29.378 P	39.124	35.646	39.157	35.451	188.1
6	7'19.160	5'34.199	35.239	37.781	31.941	188.1	6	6'05.150	4'02.287	41.224	48.448	33.191	137.7
7	2'16.877	38.653	33.499	34.490	30.235	222.5	7	2'16.966	38.701	33.543	34.632	30.090	225.1
8	2'20.004	39.925	34.064	35.502	30.513	215.3	8	2'16.892	38.493	33.582	34.637	30.180	228.2
9	2'20.209	38.643	33.355	34.804	33.407	223.8	9	2'16.745	38.451	33.513	34.633	30.148	223.7
10	2'23.266 P	39.109	34.964	37.156	32.037	192.7	10	2'22.984 P	40.501	34.036	35.536	32.911	227.7
11	7'05.238	5'09.788	37.193	41.106	37.151	200.3	11	7'55.715	5'58.718	34.562	48.088	34.347	226.2
12	2'16.646	38.858	33.337	34.387	30.064	226.7	12	2'16.666	38.486	33.349	34.720	30.111	224.9
13	2'16.090	38.390	33.133	34.470	30.097	225.7	13	2'29.240	45.513	36.673	36.804	30.250	204.9
14	2'18.388	40.212	33.374	34.573	30.229	228.0	14	2'16.150	38.202	33.207	34.536	30.205	228.0
							15	2'16.571	38.333	33.472	34.519	30.247	226.2
4th	23	Niccolò ANTONELL			Ongetta-Rivacold	ITA							
		Runs=3	Total laps=14	Full laps=9									
1	3'06.467	1'25.955	34.877	35.039	30.596	222.7							

Fastest Lap: Danny KENT Leopard Racing GBR **2'15.344** 38.166 33.106 34.232 29.840

These data/results cannot be reproduced, stored and/or transmitted in whole or in part by any manner of electronic, mechanical, photocopying, recording, broadcasting or otherwise now known or herein after developed without the previous express consent by the copyright owner, except for reproduction in daily press and regular printed publications on sale to the public within 60 days of the event related to those data/results and always provided that copyright symbol appears together as follows below.
© DORNA, 2015



Qualifying

Moto3

Lap	Lap Time	T1	T2	T3	T4	Speed	Lap	Lap Time	T1	T2	T3	T4	Speed	
7th	32	Isaac VIÑALES					Husqvarna Factory La SPA	11	2'22.800	38.942	33.317	34.581	35.960	224.5
		Runs=3		Total laps=13		Full laps=8	12	2'25.162	38.530	36.912	36.672	33.048	195.4	
1	2'49.983	1'08.113	35.064	35.866	30.940	225.4	13	2'16.598	38.396	33.403	34.496	30.303	228.3	
2	2'19.169	39.222	33.613	35.616	30.718	230.5	14	2'16.576	38.428	33.211	34.607	30.330	232.2	
3	2'18.229	38.854	33.772	35.004	30.599	229.2	15	2'17.244	38.609	33.324	34.672	30.639	232.7	
4	2'17.564	38.843	33.507	34.791	30.423	228.3	11th 41 Brad BINDER							
5	2'22.877 P	38.865	33.731	34.570	35.711	231.5	Runs=3		Total laps=15		Full laps=10			
6	10'36.388	8'54.237	36.677	34.959	30.515	220.6	1	2'50.802	1'09.399	34.764	35.802	30.837	229.0	
7	2'17.492	38.676	33.497	34.597	30.722	223.2	2	2'19.852	39.673	34.203	35.438	30.538	232.2	
8	2'21.765 P	39.322	34.028	35.770	32.645	224.1	3	2'19.609	39.375	34.148	35.351	30.735	232.2	
9	8'51.254	6'28.465	40.621	1'07.318	34.850	108.4	4	2'18.699	39.111	33.934	35.132	30.522	226.5	
10	2'22.106	43.631	33.532	34.624	30.319	226.8	5	2'28.235 P	38.955	33.906	35.344	40.030	226.4	
11	2'16.335	38.493	33.326	34.218	30.298	226.4	6	6'55.149	4'45.949	36.205	57.573	35.422	110.5	
12	2'41.328	41.945	33.506	42.660	43.217	226.0	7	2'22.306	38.962	34.102	35.402	33.840	225.5	
13	2'18.981	39.589	33.832	35.020	30.540	221.7	8	2'21.109	41.360	33.955	35.197	30.597	222.6	
8th 33 Enea BASTIANINI							Runs=3		Total laps=14		Full laps=9			
1	3'41.215	1'41.743	36.514	35.881	47.077	220.4	9	2'18.376	38.771	33.930	35.188	30.487	219.9	
2	2'18.436	39.280	33.905	34.813	30.438	223.7	10	2'20.857 P	39.212	34.552	35.371	31.722	220.8	
3	2'17.549	38.837	33.597	34.737	30.378	224.1	11	7'24.525	5'38.597	34.318	39.881	31.729	230.0	
4	2'18.828	39.753	33.758	34.841	30.476	225.4	12	2'24.796	38.929	38.067	36.318	31.482	202.7	
5	2'31.541 P	38.618	36.009	40.076	36.838	175.6	13	2'17.967	38.766	33.628	34.980	30.593	225.9	
6	7'17.639	5'34.021	35.007	36.485	32.126	204.7	14	2'17.111	38.582	33.660	34.831	30.038	226.4	
7	2'17.670	38.833	33.681	34.846	30.310	223.2	15	2'16.735	38.656	33.476	34.590	30.013	228.1	
8	2'20.243	38.711	33.744	37.311	30.477	221.7	12th 88 Jorge MARTIN							
9	2'17.998	38.752	33.635	35.035	30.576	226.7	Runs=3		Total laps=14		Full laps=9			
10	2'24.117 P	41.368	34.434	35.660	32.655	221.7	1	2'46.878	1'04.659	35.488	35.725	31.006	226.5	
11	7'05.494	5'14.766	34.399	39.302	37.027	223.0	2	2'17.984	38.798	33.974	34.835	30.377	228.2	
12	2'17.410	38.940	33.567	34.715	30.188	225.8	3	2'19.002	39.064	34.085	35.409	30.444	226.1	
13	2'16.400	38.564	33.383	34.336	30.117	226.0	4	2'17.901	38.681	33.913	35.027	30.280	221.9	
14	2'16.847	38.543	33.645	34.369	30.290	224.2	5	2'29.022 P	38.747	33.817	37.087	39.371	221.5	
9th 21 Francesco BAGNAI							Runs=3		Total laps=14		Full laps=9			
1	2'45.783	1'04.089	35.405	35.448	30.841	224.6	6	7'25.555	5'29.431	38.449	37.083	40.592	219.6	
2	2'18.949	39.167	34.051	35.085	30.646	223.2	7	2'21.628	39.885	34.944	35.163	31.636	223.5	
3	2'18.007	38.903	34.012	34.724	30.368	228.4	8	2'18.683	38.891	33.986	35.149	30.657	221.9	
4	2'17.894	38.933	33.794	34.772	30.395	222.5	9	2'25.070 P	39.528	35.888	36.312	33.342	218.5	
5	2'29.731 P	38.853	34.746	36.905	39.227	221.2	10	8'22.841	6'17.043	54.635	38.064	33.099	203.5	
6	6'08.326	4'26.204	34.387	37.107	30.628	199.5	11	2'19.275	39.060	33.863	35.400	30.952	214.8	
7	2'18.168	38.940	33.920	34.846	30.462	221.8	12	2'17.116	38.733	33.625	34.517	30.241	224.9	
8	2'17.532	38.771	33.745	34.625	30.391	222.3	13	2'16.849	38.595	33.410	34.761	30.083	223.8	
9	2'18.951 P	38.577	33.894	34.673	31.807	223.2	14	2'17.020	38.480	33.793	34.540	30.207	223.2	
10	9'51.856	7'45.223	54.627	39.122	32.884	202.0	13th 58 Juanfran GUEVARA							
11	2'18.362	38.895	33.996	34.959	30.512	218.8	Runs=3		Total laps=14		Full laps=9			
12	2'16.957	38.744	33.700	34.368	30.145	223.8	1	2'49.841	57.115	43.074	38.461	31.191	194.8	
13	2'16.417	38.486	33.414	34.382	30.135	223.8	2	2'26.651	39.878	34.035	35.644	37.094	225.9	
14	2'16.508	38.414	33.424	34.423	30.247	222.9	3	2'18.974	39.114	33.879	35.469	30.512	223.3	
10th 10 Alexis MASBOU							Runs=3		Total laps=15		Full laps=10			
1	2'49.110	1'04.983	36.710	36.224	31.193	223.6	4	2'17.587	38.827	33.759	34.716	30.285	230.7	
2	2'19.373	39.413	33.918	35.314	30.728	231.9	5	2'26.369 P	41.088	34.854	36.034	34.393	224.2	
3	2'19.647	38.948	33.919	35.578	31.202	223.1	6	6'52.418	4'45.990	40.593	48.888	36.947	127.4	
4	2'16.942	38.595	33.442	34.766	30.139	231.2	7	2'23.242	39.055	33.584	35.042	35.561	221.4	
5	2'21.845 P	38.344	33.827	35.318	34.356	225.6	8	2'23.385	39.035	37.945	35.576	30.829	218.6	
6	7'31.149	5'39.904	40.660	37.277	33.308	211.8	9	2'18.595 P	38.791	33.616	34.912	31.276	221.3	
7	2'25.043	39.087	33.759	34.973	37.224	222.2	10	8'48.396	6'42.375	44.972	47.803	33.246	138.8	
8	2'16.702	38.601	33.317	34.575	30.209	229.1	11	2'20.119	39.566	35.001	34.984	30.568	225.9	
9	2'21.383 P	40.634	34.128	35.412	31.209	221.4	12	2'18.166	38.735	34.005	35.005	30.421	228.8	
10	6'57.561	5'16.520	34.753	35.335	30.953	221.4	13	2'16.945	38.570	33.679	34.636	30.060	222.3	
14th 11 Livio LOI							Runs=2		Total laps=10		Full laps=9			
unfinished							1'43.345	42.656	37.360	201.8				
1	unfinished						34.730	35.648	31.124	223.8				
2	2'19.907						39.578	34.305	35.193	30.831	222.1			

Fastest Lap: Danny KENT Leopard Racing GBR **2'15.344** 38.166 33.106 34.232 29.840

These data/results cannot be reproduced, stored and/or transmitted in whole or in part by any manner of electronic, mechanical, photocopying, recording, broadcasting or otherwise now known or herein after developed without the previous express consent by the copyright owner, except for reproduction in daily press and regular printed publications on sale to the public within 60 days of the event related to those data/results and always provided that copyright symbol appears together as follows below.
© DORNA, 2015



Qualifying

Moto3

Lap	Lap Time	T1	T2	T3	T4	Speed	Lap	Lap Time	T1	T2	T3	T4	Speed						
3	2'18.998	39.401	33.860	35.010	30.727	223.2	11	2'26.611	46.788	33.782	35.445	30.596	226.5						
4	2'18.524	39.168	33.772	34.966	30.618	221.7	12	2'17.434	38.962	33.456	34.675	30.341	225.5						
5	3'01.281	54.610	46.114	46.380	34.177	176.3	19th 5 Romano FENATI SKY Racing Team VR ITA Runs=3 Total laps=14 Full laps=8						1	2'51.901	1'11.170	33.990	36.084	30.657	229.3
6	2'18.343	38.911	33.685	34.980	30.767	233.6							2	2'19.545	38.959	34.051	35.912	30.623	239.0
7	2'18.216	38.714	34.039	34.964	30.499	225.6							3	2'23.251	39.057	33.940	38.118	32.136	234.3
8	2'17.729	39.029	33.598	34.891	30.211	228.9	4	2'17.933	38.849	33.581	35.022	30.481	230.7						
9	2'16.954	38.558	33.532	34.691	30.173	227.9	5	2'26.908 P	38.691	33.810	34.835	39.572	228.6						
15th 17 John MCPHEE SAXOPRINT RTG GBR Runs=3 Total laps=10 Full laps=6							6	6'54.546	4'56.631	43.232	43.299	31.384	189.5						
1	5'57.442 P	1'34.934	35.931	41.882	3'04.695	163.8	7	2'21.282	39.133	33.728	34.931	33.490	224.5						
2	17'07.978	15'26.331	34.923	35.313	31.411	223.6	8	2'20.927	38.939	35.634	35.950	30.404	212.2						
3	2'19.219	39.568	33.902	35.211	30.538	223.0	9	2'17.469	38.610	33.623	34.780	30.456	226.3						
4	2'21.676 P	39.213	35.604	35.309	31.550	222.3	10	2'22.672 P	40.506	35.440	36.180	30.546	211.3						
5	5'52.804	4'11.646	34.999	35.344	30.815	225.8	11	7'45.118	6'01.341	37.697	35.430	30.650	226.1						
6	2'17.588	39.002	33.471	34.543	30.572	228.7	12	2'17.721	38.735	33.682	34.901	30.403	227.1						
7	2'29.589	42.083	38.233	36.964	32.309	196.8	13	2'23.737	38.807	37.097	37.557	30.276	187.7						
8	2'18.302	38.779	33.900	34.974	30.649	231.5	14	3'48.498 P	38.436	33.459	34.662	2'01.941	229.4						
9	2'16.992	38.639	33.475	34.585	30.293	229.1	20th 98 Karel HANIKA Red Bull KTM Ajo CZE Runs=3 Total laps=14 Full laps=9												
10	2'17.217	38.814	33.476	34.623	30.304	227.3	1	2'51.130	1'09.510	34.852	35.851	30.917	231.8						
16th 7 Efren VAZQUEZ Leopard Racing SPA Runs=3 Total laps=14 Full laps=9							2	2'19.654	39.455	34.233	35.347	30.619	236.1						
1	2'52.858	1'07.263	35.621	39.066	30.908	204.6	3	2'24.301	39.696	34.404	37.858	32.343	233.2						
2	2'18.077	39.124	33.666	34.961	30.326	233.0	4	2'21.910 P	39.007	33.779	37.893	31.231	232.5						
3	2'23.044	39.282	34.017	38.018	31.727	230.1	5	10'04.928	8'21.278	35.264	36.773	31.613	209.8						
4	2'17.910	38.788	33.818	34.802	30.502	231.3	6	2'17.485	38.838	33.570	34.792	30.285	225.6						
5	2'21.222 P	38.853	33.545	34.367	34.457	234.3	7	2'18.556	38.826	33.638	35.558	30.534	221.1						
6	9'49.423	8'01.767	37.891	36.241	33.524	217.2	8	2'18.036	39.124	33.596	35.068	30.248	220.2						
7	2'17.012	38.507	33.579	34.660	30.266	228.9	9	2'20.215 P	40.072	33.856	35.046	31.241	219.7						
8	2'26.381	41.302	34.655	36.319	34.105	208.5	10	6'58.771	5'12.408	34.512	37.509	34.342	222.3						
9	2'22.307 P	39.806	34.425	35.337	32.739	222.1	11	2'19.035	39.407	34.659	34.835	30.134	227.8						
10	6'53.686	4'37.789	39.635	42.664	53.598	154.3	12	2'19.629	41.815	33.423	34.304	30.087	227.4						
11	2'17.404	38.898	33.628	34.452	30.426	229.9	13	2'41.387	38.712	33.605	43.831	45.239	224.3						
12	2'34.912	44.898	34.110	39.034	36.870	198.0	14	2'17.923	39.114	33.897	34.820	30.092	228.2						
13	2'31.564	41.477	33.936	37.340	38.811	229.4	21st 31 Niklas AJO RBA Racing Team FIN Runs=3 Total laps=10 Full laps=4												
14	2'18.072	39.205	33.750	34.693	30.424	227.2	1	2'50.273	57.997	37.372	43.831	31.073	151.4						
17th 76 Hiroki ONO Leopard Racing JPN Runs=2 Total laps=10 Full laps=6							2	2'21.624	39.743	33.964	37.416	30.501	232.5						
1	2'47.959	51.733	39.428	43.835	32.963	189.4	unfinished		38.727	34.027									
2	2'20.014	40.049	34.120	35.195	30.650	233.7	3	19'49.155				36.314	36.716	33.794	219.2				
3	2'19.052	39.470	34.119	34.809	30.654	233.1	4	2'19.287	39.639	34.205	35.027	30.416	223.5						
4	2'18.437	38.957	33.752	35.290	30.438	230.2	5	2'25.627 P	43.047	34.575	35.475	32.530	221.7						
unfinished		38.708				22nd 16 Andrea MIGNO SKY Racing Team VR ITA Runs=3 Total laps=15 Full laps=10													
5	26'13.378				37.390	55.443	39.693	120.4	1	2'48.921	58.314	41.068	37.001	32.538	218.0				
6	2'25.080	40.823	35.271	36.290	32.696	216.3	2	2'21.103	39.935	34.262	35.833	31.073	232.0						
7	2'18.639	38.957	33.699	35.292	30.691	222.5	3	2'23.205	39.603	35.384	36.138	32.080	235.0						
8	2'17.600	38.723	33.626	34.798	30.453	232.8	4	2'19.566	39.441	34.099	35.204	30.822	234.3						
9	2'17.173	38.635	33.467	34.628	30.443	228.8	5	2'24.447 P	39.509	34.369	35.092	35.477	227.4						
18th 95 Jules DANILO Ongetta-Rivacold FRA Runs=3 Total laps=12 Full laps=7							6	6'02.124	4'17.527	36.156	37.709	30.732	194.8						
1	2'50.393	1'04.006	37.206	37.009	32.172	213.1	7	2'19.459	39.215	34.338	35.222	30.684	222.2						
2	2'21.595	39.978	34.302	35.817	31.498	230.4	8	2'26.799	44.130	35.780	35.569	31.320	223.9						
3	2'19.169	39.133	34.004	35.435	30.597	235.9	9	2'19.532	39.639	33.974	35.143	30.776	227.6						
4	2'18.681	39.029	33.841	35.238	30.573	227.5	10	2'20.381 P	39.596	33.901	35.830	31.054	220.9						
5	2'28.266 P	39.289	33.980	35.163	39.834	225.5	11	7'19.332	5'12.851	43.685	49.137	33.659	113.9						
6	6'51.806	5'00.528	38.008	41.082	32.188	187.0	Fastest Lap: Danny KENT Leopard Racing GBR 2'15.344 38.166 33.106 34.232 29.840												
7	3'02.711 P	1'00.873	50.740	38.411	32.687	208.5	These data/results cannot be reproduced, stored and/or transmitted in whole or in part by any manner of electronic, mechanical, photocopying, recording, broadcasting or otherwise now known or herein after developed without the previous express consent by the copyright owner, except for reproduction in daily press and regular printed publications on sale to the public within 60 days of the event related to those data/results and always provided that copyright symbol appears together as follows below. © DORNA, 2015												
8	13'48.668	11'35.068	42.631	50.384	40.585	113.4	Official MotoGP Timing by TISSOT												
9	2'18.440	39.035	34.012	35.001	30.392	226.0	www.motogp.com												
10	2'18.478	39.135	33.656	35.158	30.529	221.1	Austin, Saturday, April 11, 2015												

Fastest Lap: Danny KENT Leopard Racing GBR **2'15.344** 38.166 33.106 34.232 29.840

These data/results cannot be reproduced, stored and/or transmitted in whole or in part by any manner of electronic, mechanical, photocopying, recording, broadcasting or otherwise now known or herein after developed without the previous express consent by the copyright owner, except for reproduction in daily press and regular printed publications on sale to the public within 60 days of the event related to those data/results and always provided that copyright symbol appears together as follows below.
© DORNA, 2015



Qualifying

Moto3

Lap	Lap Time	T1	T2	T3	T4	Speed	Lap	Lap Time	T1	T2	T3	T4	Speed
12	2'19.320	39.218	34.059	35.342	30.701	225.1	3	2'19.906	39.962	34.128	35.213	30.603	222.2
13	2'17.952	39.036	33.724	34.865	30.327	227.2	4	2'19.759	39.167	34.041	35.810	30.741	221.4
14	2'17.518	38.807	33.580	34.872	30.259	225.1	5	2'30.096 P	41.674	37.402	38.642	32.378	180.2
15	2'17.812	38.952	33.599	34.774	30.487	226.0	6	7'38.901	5'52.635	35.313	39.963	30.990	199.0
23rd 84 Jakub KORNFEIL Drive M7 SIC CZE Runs=3 Total laps=15 Full laps=10							7	2'19.357	39.440	34.075	35.124	30.718	218.6
1	2'47.635	45.992	35.173	36.372	50.098	220.3	8	2'23.672 P	39.729	34.195	36.758	32.990	212.3
2	2'20.739	39.922	34.251	35.657	30.909	232.1	9	10'18.862	8'11.721	44.292	48.434	34.415	132.7
3	2'19.657	39.383	34.321	35.313	30.640	229.0	10	2'19.170	39.376	34.008	34.999	30.787	227.4
4	2'18.420	39.082	33.867	34.984	30.487	226.2	11	2'19.597	38.894	34.381	35.037	31.285	226.2
5	2'27.290 P	38.888	34.995	35.426	37.981	223.0	12	2'18.219	39.580	33.701	34.688	30.250	223.6
6	6'11.852	4'30.528	34.942	35.556	30.826	221.8	13	2'17.894	38.899	33.965	34.731	30.299	222.4
7	2'18.430	39.016	33.699	35.197	30.518	220.8	27th 2 Remy GARDNER CIP AUS Runs=3 Total laps=15 Full laps=10						
8	2'23.386	39.738	34.433	35.006	34.209	222.1	1	2'41.803	49.146	36.275	43.893	32.489	184.8
9	2'17.621	38.856	33.630	34.752	30.383	225.4	2	2'21.485	40.114	34.681	35.766	30.924	220.2
10	2'20.160 P	39.360	34.242	35.200	31.358	220.0	3	2'20.350	39.838	34.219	35.537	30.756	219.3
11	6'33.504	4'39.313	41.454	41.775	30.962	171.5	4	2'19.787	39.449	34.083	35.319	30.936	223.0
12	2'18.440	39.232	33.763	34.873	30.572	222.9	5	2'27.751 P	39.392	34.435	35.889	38.035	224.7
13	2'17.725	39.037	33.594	34.713	30.381	224.7	6	7'57.158	6'15.291	34.945	35.980	30.942	218.7
14	2'29.183	45.308	35.712	36.391	31.772	218.5	7	2'20.037	39.424	34.169	35.513	30.931	219.6
15	2'17.721	39.012	33.886	34.554	30.269	229.8	8	2'19.517	39.296	33.925	35.386	30.910	221.3
24th 12 Matteo FERRARI San Carlo Team Italia ITA Runs=3 Total laps=16 Full laps=11							9	2'19.539	39.351	33.970	35.484	30.734	218.4
1	2'47.809	59.808	39.955	35.931	32.115	224.3	10	2'24.798 P	40.568	34.932	36.054	33.244	216.3
2	2'22.347	40.205	34.507	36.224	31.411	230.1	11	6'27.477	4'43.789	35.557	35.781	32.350	226.8
3	2'24.211	39.588	34.438	39.160	31.025	230.9	12	2'25.733	39.236	35.667	38.915	31.915	200.8
4	2'19.715	39.380	33.849	35.876	30.610	225.4	13	2'18.986	39.212	33.824	35.230	30.720	226.4
5	2'23.627 P	38.953	34.141	34.985	35.548	224.7	14	2'17.894	39.136	33.578	34.809	30.371	229.5
6	6'43.687	4'55.554	39.117	36.937	32.079	217.4	15	2'18.591	39.236	33.804	34.848	30.703	228.9
7	2'19.620	39.461	34.109	35.337	30.713	218.3	28th 63 Zulfahmi KHAIRUD Drive M7 SIC MAL Runs=2 Total laps=9 Full laps=5						
8	2'19.174	39.292	34.091	35.179	30.612	218.0	1	2'53.421	51.950	37.358	53.031	31.082	218.0
9	2'18.548	39.269	33.891	34.998	30.390	222.9	2	2'20.307	39.514	34.124	35.749	30.920	226.9
10	2'18.596	39.112	33.830	35.118	30.536	217.4	3	2'18.843	39.227	33.857	35.090	30.669	227.0
11	2'21.060 P	39.173	33.870	36.008	32.009	217.3	4	2'17.941	39.289	33.604	34.685	30.363	233.0
12	5'20.648	3'11.135	37.096	51.586	40.831	148.5	5	2'28.572 P	40.461	36.763	35.133	36.215	225.8
13	2'21.193	39.529	35.852	35.260	30.552	220.9	6	6'46.327	4'42.380	34.434	35.488	54.025	220.9
14	2'18.145	38.981	33.727	34.926	30.511	222.5	7	2'19.310	39.679	34.046	34.994	30.591	222.0
15	2'20.544	39.386	34.005	34.788	32.365	223.6	8	2'18.396	38.899	33.923	34.914	30.660	224.1
16	2'17.653	38.905	33.551	34.882	30.315	222.8	9	2'41.880 P	49.682	39.480	39.481	33.237	209.9
25th 29 Stefano MANZI San Carlo Team Italia ITA Runs=3 Total laps=14 Full laps=9							29th 24 Tatsuki SUZUKI CIP JPN Runs=3 Total laps=16 Full laps=11						
1	3'21.787	1'34.048	35.176	40.135	32.428	223.0	1	2'40.589	52.609	37.317	38.844	31.819	218.6
2	2'21.642	40.012	34.579	35.990	31.061	222.8	2	2'20.883	39.701	34.369	35.523	31.290	218.5
3	2'26.782 P	42.114	35.570	36.593	32.505	221.6	3	2'22.848	41.351	34.896	35.507	31.094	220.9
4	9'33.634	7'45.237	41.202	36.229	30.966	219.2	4	2'19.319	39.339	34.282	35.102	30.596	220.9
5	2'19.440	39.814	33.894	35.174	30.558	224.7	5	2'30.613 P	39.534	34.980	35.307	40.792	224.2
6	2'19.312	39.269	33.814	35.339	30.890	222.8	6	6'06.464	4'24.516	35.096	36.136	30.716	216.8
7	2'36.320	41.866	34.432	41.090	38.932	221.8	7	2'19.307	39.340	34.020	35.190	30.757	218.4
8	2'22.961	39.811	34.399	37.954	30.797	220.7	8	2'19.597	39.473	34.237	35.390	30.497	217.6
9	2'23.261 P	39.571	35.427	35.771	32.492	220.4	9	2'24.740	41.895	34.867	36.875	31.103	214.2
10	5'21.402	3'37.251	38.120	35.235	30.796	222.4	10	2'19.817	39.731	34.043	35.370	30.673	217.7
11	2'19.357	39.204	33.799	35.302	31.052	229.1	11	2'25.941 P	40.125	34.786	36.071	34.959	216.0
12	2'19.904	38.909	34.222	35.320	31.453	231.9	12	5'47.185	4'01.897	35.480	36.301	33.507	218.7
13	2'17.679	39.066	33.621	34.704	30.288	226.6	13	2'26.482	40.990	34.526	39.265	31.701	217.3
14	2'17.659	38.781	33.614	34.750	30.514	225.2	14	2'19.980	39.299	34.569	35.193	30.919	225.9
26th 19 Alessandro TONUĆ Outox Reset Drink Te ITA Runs=3 Total laps=13 Full laps=8							15	2'18.354	38.988	33.957	34.864	30.545	228.9
1	2'48.668	52.446	40.906	43.258	32.058	157.1	16	2'18.024	38.995	33.759	34.806	30.464	225.7
2	2'27.637	40.345	34.863	36.024	36.405	226.1	Fastest Lap: Danny KENT Leopard Racing GBR 2'15.344 38.166 33.106 34.232 29.840						

These data/results cannot be reproduced, stored and/or transmitted in whole or in part by any manner of electronic, mechanical, photocopying, recording, broadcasting or otherwise now known or herein after developed without the previous express consent by the copyright owner, except for reproduction in daily press and regular printed publications on sale to the public within 60 days of the event related to those data/results and always provided that copyright symbol appears together as follows below.
© DORNA, 2015



Qualifying

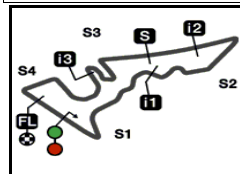
Moto3

Lap	Lap Time	T1	T2	T3	T4	Speed	Lap	Lap Time	T1	T2	T3	T4	Speed	
30th	91	Gabriel RODRIGO RBA Racing Team ARG						12	2'23.538	43.742	33.934	35.204	30.658	231.1
		Runs=3 Total laps=15 Full laps=10						13	2'19.101	39.347	33.778	35.247	30.729	227.3
1	2'50.477	54.756	43.296	41.385	31.040	182.5	14	2'28.275	39.893	33.737	36.244	38.401	230.5	
2	2'19.705	39.713	34.048	35.334	30.610	230.3	15	2'19.181	39.498	33.852	35.071	30.760	230.2	
3	2'19.999	39.430	34.167	35.203	31.199	231.0	34th 40 Darryn BINDER Outox Reset Drink Te RSA							
4	2'19.179	39.501	33.902	35.108	30.668	226.5			Runs=3 Total laps=14 Full laps=9					
5	2'35.738 P	45.754	36.874	38.008	35.102	213.0	1	2'45.914	51.028	38.434	43.623	32.829	180.6	
6	6'42.730	4'40.633	35.808	44.651	41.638	133.8	2	2'19.511	39.418	34.205	35.346	30.542	224.6	
7	2'20.752	39.117	33.929	36.018	31.688	222.1	3	2'19.816	39.288	34.377	34.982	31.169	226.8	
8	2'18.925	39.121	33.850	35.320	30.634	226.1	4	2'22.105	39.338	33.947	37.977	30.843	229.2	
9	2'24.505 P	40.689	34.652	36.263	32.901	210.4	5	2'29.639 P	39.427	34.271	34.993	40.948	227.0	
10	7'26.939	5'31.297	40.661	43.084	31.897	144.3	6	7'18.371	5'36.118	35.232	36.035	30.986	222.3	
11	2'19.289	39.490	33.627	35.251	30.921	228.6	7	2'20.932	39.632	34.486	35.852	30.962	218.5	
12	2'25.477	39.230	38.163	35.066	33.018	228.6	8	2'20.032	39.469	34.370	35.643	30.550	220.3	
13	2'19.301	38.806	34.135	35.858	30.502	226.9	9	2'31.944 P	46.196	34.532	35.966	35.250	218.7	
14	2'18.359	38.976	33.707	34.847	30.829	226.9	10	9'14.352	7'04.578	36.546	42.461	50.767	153.2	
15	2'18.303	39.306	33.630	34.735	30.632	228.7	11	2'21.615	39.711	34.587	35.740	31.577	226.0	
31st	6	Maria HERRERA Husqvarna Factory La SPA						12	2'23.378	39.171	34.065	38.176	31.966	228.7
		Runs=3 Total laps=14 Full laps=9						13	2'19.723	39.636	34.009	35.416	30.662	226.0
1	2'46.199	49.461	38.058	44.485	34.195	206.6	14	2'19.253	39.337	33.994	35.209	30.713	225.5	
2	2'23.395	40.110	35.227	36.730	31.328	226.2								
3	2'21.433	39.598	34.285	35.801	31.749	229.0								
4	2'19.344	39.507	34.035	35.060	30.742	231.8								
5	2'28.128 P	39.482	34.298	35.349	38.999	228.4								
6	6'49.595	4'46.667	41.182	44.485	37.261	137.9								
7	2'19.951	39.505	33.892	35.498	31.056	228.2								
8	2'18.941	38.852	34.338	35.192	30.559	226.4								
9	2'22.427 P	39.269	34.220	35.658	33.280	222.8								
10	8'54.971	6'42.410	39.323	53.909	39.329	120.6								
11	2'20.915	40.516	34.308	35.317	30.774	228.5								
12	2'19.349	39.405	34.115	35.145	30.684	232.1								
13	2'18.631	39.076	33.835	35.150	30.570	228.8								
14	2'19.807	39.435	34.655	34.954	30.763	230.1								
32nd	65	Philipp OETTL Schedl GP Racing GER												
		Runs=4 Total laps=11 Full laps=5												
1	2'24.722	42.770	34.862	36.070	31.020	221.0								
2	2'20.380	39.935	33.995	35.560	30.890	220.6								
3	2'19.472	39.542	34.006	35.280	30.644	220.9								
4	2'19.073	39.475	33.872	35.202	30.524	221.1								
5	2'18.770	39.283	33.863	35.096	30.528	222.5								
6	2'35.752 P	42.343	36.767	38.891	37.751	202.8								
7	8'49.134	7'07.237	34.668	36.054	31.175	223.1								
8	2'46.368 P	41.598	40.740	47.087	36.943	140.6								
9	10'35.228 P	8'44.835	36.272	38.386	35.735	222.3								
10	6'27.216	4'43.055	34.845	35.851	33.465	222.2								
11	2'19.296	39.578	33.915	35.137	30.666	223.0								
33rd	22	Ana CARRASCO RBA Racing Team SPA												
		Runs=3 Total laps=15 Full laps=10												
1	2'47.513	56.127	37.316	41.878	32.192	219.9								
2	2'22.299	40.328	34.244	36.533	31.194	234.6								
3	2'21.518	39.611	34.286	36.089	31.532	231.8								
4	2'21.084	39.742	34.190	35.899	31.253	229.8								
5	2'28.081 P	40.102	35.962	36.262	35.755	230.5								
6	9'01.815	7'20.494	34.627	35.850	30.844	225.5								
7	2'21.203	39.769	34.306	35.904	31.224	224.5								
8	2'19.945	39.486	34.035	35.580	30.844	227.4								
9	2'20.546	39.655	34.192	35.558	31.141	224.6								
10	2'21.280 P	39.946	34.260	36.207	30.867	223.6								
11	5'29.828	3'45.228	34.549	36.674	33.377	226.6								

Fastest Lap: Danny KENT Leopard Racing GBR **2'15.344** 38.166 33.106 34.232 29.840

These data/results cannot be reproduced, stored and/or transmitted in whole or in part by any manner of electronic, mechanical, photocopying, recording, broadcasting or otherwise now known or herein after developed without the previous express consent by the copyright owner, except for reproduction in daily press and regular printed publications on sale to the public within 60 days of the event related to those data/results and always provided that copyright symbol appears together as follows below.
© DORNA, 2015





5513 m.

RED BULL GRAND PRIX OF THE AMERICAS

Provisional Starting Grid

Race : 18 laps = 99.234 km



1

3
2'16.090
55 Andrea LOCATELLI
Honda

2
2'15.829
44 Miguel OLIVEIRA
KTM

1
2'15.344
52 Danny KENT
Honda

2

6
2'16.150
20 Fabio QUARTARARO
Honda

5
2'16.144
9 Jorge NAVARRO
Honda

4
2'16.101
23 Niccolò ANTONELLI
Honda

3

9
2'16.417
21 Francesco BAGNAIA
Mahindra

8
2'16.400
33 Enea BASTIANINI
Honda

7
2'16.335
32 Isaac VIÑALES
Husqvarna

4

12
2'16.849
88 Jorge MARTIN
Mahindra

11
2'16.735
41 Brad BINDER
KTM

10
2'16.576
10 Alexis MASBOU
Honda

5

15
2'16.992
17 John MCPHEE
Honda

14
2'16.954
11 Livio LOI
Honda

13
2'16.945
58 Juanfran GUEVARA
Mahindra

6

18
2'17.434
95 Jules DANILO
Honda

17
2'17.173
76 Hiroki ONO
Honda

16
2'17.012
7 Efen VAZQUEZ
Honda

7

21
2'17.487
31 Niklas AJO
KTM

20
2'17.485
98 Karel HANIKA
KTM

19
2'17.469
5 Romano FENATI
KTM

8

24
2'17.653
12 Matteo FERRARI
Mahindra

23
2'17.621
84 Jakob KORNFEIL
KTM

22
2'17.518
16 Andrea MIGNO
KTM

The results are provisional until the end of the limit for protest and appeals and until the ratification of the Event Management Committee.

Time limit for protest expires 60' at the latest after publication of the results - Mr. Time:

These data/results cannot be reproduced, stored and/or transmitted in whole or in part by any manner of electronic, mechanical, photocopying, recording, broadcasting or otherwise now known or herein after developed without the previous express consent by the copyright owner, except for reproduction in daily press and regular printed publications on sale to the public within 60 days of the event related to those data/results and always provided that copyright symbol appears together as follows below.

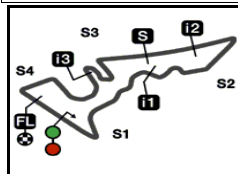
© DORNA, 2015

Official MotoGP Timing by **TISSOT**
www.motogp.com

Austin, Saturday, April 11, 2015

Page 1 of 2





5513 m.

RED BULL GRAND PRIX OF THE AMERICAS

Provisional Starting Grid

Race : 18 laps = 99.234 km

9

27

2'17.894

2 Remy GARDNER
Mahindra**26**

2'17.894

19 Alessandro TONUCCI
Mahindra**25**

2'17.659

29 Stefano MANZI
Mahindra

10

30

2'18.303

91 Gabriel RODRIGO
KTM**29**

2'18.024

24 Tatsuki SUZUKI
Mahindra**28**

2'17.941

63 Zulfahmi KHAIRUDDIN
KTM

11

33

2'19.181

22 Ana CARRASCO
KTM**32**

2'19.073

65 Philipp OETTL
KTM**31**

2'18.631

6 Maria HERRERA
Husqvarna

12

34

2'19.253

40 Darryn BINDER
Mahindra

The results are provisional until the end of the limit for protest and appeals and until the ratification of the Event Management Committee.

Time limit for protest expires 60' at the latest after publication of the results - Mr. Time:

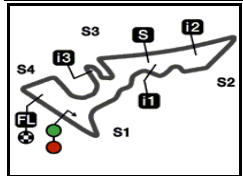
These data/results cannot be reproduced, stored and/or transmitted in whole or in part by any manner of electronic, mechanical, photocopying, recording, broadcasting or otherwise now known or herein after developed without the previous express consent by the copyright owner, except for reproduction in daily press and regular printed publications on sale to the public within 60 days of the event related to those data/results and always provided that copyright symbol appears together as follows below.

© DORNA, 2015

Official MotoGP Timing by **TISSOT**
www.motogp.com

Austin, Saturday, April 11, 2015





5513 m.

RED BULL GRAND PRIX OF THE AMERICAS

After the Qualifying

Event Best Maximum Speed



Rider	Nation Team	Motorcycle	Km/h	
5 Romano FENATI	ITA SKY Racing Team VR46	KTM	239.0	Qualifying
98 Karel HANIKA	CZE Red Bull KTM Ajo	KTM	236.1	Qualifying
41 Brad BINDER	RSA Red Bull KTM Ajo	KTM	236.0	Free Practice
95 Jules DANILO	FRA Ongetta-Rivacold	HONDA	235.9	Qualifying
16 Andrea MIGNO	ITA SKY Racing Team VR46	KTM	235.0	Qualifying
11 Livio LOI	BEL RW Racing GP	HONDA	234.9	Free Practice
76 Hiroki ONO	JPN Leopard Racing	HONDA	234.7	Free Practice
23 Niccolò ANTONELLI	ITA Ongetta-Rivacold	HONDA	234.6	Qualifying
22 Ana CARRASCO	SPA RBA Racing Team	KTM	234.6	Qualifying
7 Efen VAZQUEZ	SPA Leopard Racing	HONDA	234.4	Free Practice
20 Fabio QUARTARARO	FRA Estrella Galicia 0,0	HONDA	233.8	Free Practice
6 Maria HERRERA	SPA Husqvarna Factory Laglisse	HUSQVARNA	233.7	Free Practice
44 Miguel OLIVEIRA	POR Red Bull KTM Ajo	KTM	233.4	Free Practice
63 Zulfahmi KHAIRUDDIN	MAL Drive M7 SIC	KTM	233.0	Qualifying
9 Jorge NAVARRO	SPA Estrella Galicia 0,0	HONDA	233.0	Qualifying
10 Alexis MASBOU	FRA SAXOPRINT RTG	HONDA	232.7	Qualifying
21 Francesco BAGNAIA	ITA MAPFRE Team MAHINDRA	MAHINDRA	232.6	Free Practice
58 Juanfran GUEVARA	SPA MAPFRE Team MAHINDRA	MAHINDRA	232.6	Free Practice
31 Niklas AJO	FIN RBA Racing Team	KTM	232.5	Qualifying
65 Philipp OETTL	GER Schedl GP Racing	KTM	232.4	Free Practice
84 Jakub KORNFEIL	CZE Drive M7 SIC	KTM	232.1	Qualifying
29 Stefano MANZI	ITA San Carlo Team Italia	MAHINDRA	231.9	Qualifying
33 Enea BASTIANINI	ITA Gresini Racing Team Moto3	HONDA	231.6	Free Practice
32 Isaac VIÑALES	SPA Husqvarna Factory Laglisse	HUSQVARNA	231.5	Qualifying
17 John MCPHEE	GBR SAXOPRINT RTG	HONDA	231.5	Qualifying
52 Danny KENT	GBR Leopard Racing	HONDA	231.4	Free Practice
91 Gabriel RODRIGO	ARG RBA Racing Team	KTM	231.0	Qualifying
12 Matteo FERRARI	ITA San Carlo Team Italia	MAHINDRA	230.9	Qualifying
55 Andrea LOCATELLI	ITA Gresini Racing Team Moto3	HONDA	230.2	Free Practice
2 Remy GARDNER	AUS CIP	MAHINDRA	229.5	Qualifying
40 Darryn BINDER	RSA Outox Reset Drink Team	MAHINDRA	229.2	Qualifying
88 Jorge MARTIN	SPA MAPFRE Team MAHINDRA	MAHINDRA	229.1	Free Practice
24 Tatsuki SUZUKI	JPN CIP	MAHINDRA	228.9	Qualifying
19 Alessandro TONUCCI	ITA Outox Reset Drink Team	MAHINDRA	227.4	Qualifying

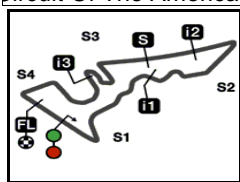
These data/results cannot be reproduced, stored and/or transmitted in whole or in part by any manner of electronic, mechanical, photocopying, recording, broadcasting or otherwise now known or herein after developed without the previous express consent by the copyright owner, except for reproduction in daily press and regular printed publications on sale to the public within 60 days of the event related to those data/results and always provided that copyright symbol appears together as follows below.

© DORNA, 2015

Official MotoGP Timing by TISSOT
www.motogp.com

Austin, Saturday, April 11, 2015





5513 m.

RED BULL GRAND PRIX OF THE AMERICAS

Qualifying

Best Partial Times

IT Ideal Lap Time, sum of the best partial times

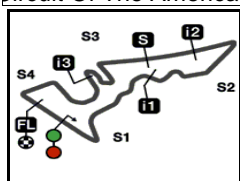
BT Best Lap Time

T1		T2		T3		T4				IT		BT	
Pos	Rider	Time	Rider	Time	Rider	Time	Rider	Time	Pos	Rider	IT	BT	
1	D.KENT	38.166	D.KENT	33.106	N.ANTONELLI	34.122	D.KENT	29.760	1	D.KENT	2'15.264	2'15.344	(1)
2	F.QUARTARARO	38.202	A.LOCATELLI	33.133	J.NAVARRO	34.156	B.BINDER	30.013	2	J.NAVARRO	2'15.820	2'16.144	(5)
3	M.OLIVEIRA	38.302	M.OLIVEIRA	33.176	I.VIÑALES	34.218	J.NAVARRO	30.023	3	M.OLIVEIRA	2'15.829	2'15.829	(2)
4	J.NAVARRO	38.340	N.ANTONELLI	33.203	D.KENT	34.232	J.GUEVARA	30.060	4	A.LOCATELLI	2'15.974	2'16.090	(3)
5	A.MASBOU	38.344	F.QUARTARARO	33.207	M.OLIVEIRA	34.281	A.LOCATELLI	30.064	5	F.QUARTARARO	2'16.018	2'16.150	(6)
6	A.LOCATELLI	38.390	A.MASBOU	33.211	K.HANIKA	34.304	M.OLIVEIRA	30.070	6	N.ANTONELLI	2'16.031	2'16.101	(4)
7	F.BAGNAIA	38.414	J.NAVARRO	33.301	E.BASTIANINI	34.336	J.MARTIN	30.083	7	A.MASBOU	2'16.190	2'16.576	(10)
8	R.FENATI	38.436	I.VIÑALES	33.326	E.VAZQUEZ	34.367	K.HANIKA	30.087	8	F.BAGNAIA	2'16.331	2'16.417	(9)
9	J.MARTIN	38.480	E.BASTIANINI	33.383	F.BAGNAIA	34.368	F.QUARTARARO	30.090	9	I.VIÑALES	2'16.335	2'16.335	(7)
10	I.VIÑALES	38.493	J.MARTIN	33.410	A.LOCATELLI	34.387	E.BASTIANINI	30.117	10	E.BASTIANINI	2'16.379	2'16.400	(8)
11	E.VAZQUEZ	38.507	F.BAGNAIA	33.414	A.MASBOU	34.496	N.ANTONELLI	30.123	11	J.MARTIN	2'16.490	2'16.849	(12)
12	E.BASTIANINI	38.543	K.HANIKA	33.423	J.MARTIN	34.517	F.BAGNAIA	30.135	12	K.HANIKA	2'16.526	2'17.485	(20)
13	L.LOI	38.558	J.DANILO	33.456	F.QUARTARARO	34.519	A.MASBOU	30.139	13	B.BINDER	2'16.661	2'16.735	(11)
14	J.GUEVARA	38.570	R.FENATI	33.459	J.MCPHEE	34.543	L.LOI	30.173	14	E.VAZQUEZ	2'16.685	2'17.012	(16)
15	B.BINDER	38.582	J.GUEVARA	33.466	J.KORNFEIL	34.554	A.TONUCCI	30.250	15	J.GUEVARA	2'16.732	2'16.945	(13)
16	N.ANTONELLI	38.583	H.ONO	33.467	B.BINDER	34.590	A.MIGNO	30.259	16	R.FENATI	2'16.833	2'17.469	(19)
17	N.AJO	38.601	J.MCPHEE	33.471	H.ONO	34.628	E.VAZQUEZ	30.266	17	J.MCPHEE	2'16.946	2'16.992	(15)
18	H.ONO	38.635	B.BINDER	33.476	J.GUEVARA	34.636	J.KORNFEIL	30.269	18	L.LOI	2'16.954	2'16.954	(14)
19	J.MCPHEE	38.639	L.LOI	33.532	R.FENATI	34.662	R.FENATI	30.276	19	H.ONO	2'17.168	2'17.173	(17)
20	K.HANIKA	38.712	E.VAZQUEZ	33.545	J.DANILO	34.675	S.MANZI	30.288	20	J.KORNFEIL	2'17.273	2'17.621	(23)
21	S.MANZI	38.781	M.FERRARI	33.551	Z.KHAIRUDDIN	34.685	J.MCPHEE	30.293	21	S.MANZI	2'17.387	2'17.659	(25)
22	G.RODRIGO	38.806	R.GARDNER	33.578	A.TONUCCI	34.688	I.VIÑALES	30.298	22	N.AJO	2'17.396	2'17.487	(21)
23	A.MIGNO	38.807	A.MIGNO	33.580	L.LOI	34.691	M.FERRARI	30.315	23	A.MIGNO	2'17.420	2'17.518	(22)
24	M.HERRERA	38.852	J.KORNFEIL	33.594	S.MANZI	34.704	J.DANILO	30.341	24	J.DANILO	2'17.434	2'17.434	(18)

These data/results cannot be reproduced, stored and/or transmitted in whole or in part by any manner of electronic, mechanical, photocopying, recording, broadcasting or otherwise now known or herein after developed without the previous express consent by the copyright owner, except for reproduction in daily press and regular printed publications on sale to the public within 60 days of the event related to those data/results and always provided that copyright symbol appears together as follows below.

© DORNA, 2015





5513 m.

RED BULL GRAND PRIX OF THE AMERICAS

Qualifying

Best Partial Times

Moto3

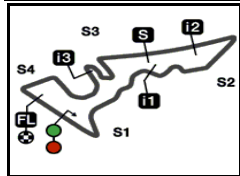
IT Ideal Lap Time, sum of the best partial times*BT* Best Lap Time

<i>T1</i>		<i>T2</i>		<i>T3</i>		<i>T4</i>				<i>IT</i>	<i>BT</i>	
<i>Pos</i>	<i>Rider</i>	<i>Time</i>	<i>Rider</i>	<i>Time</i>	<i>Rider</i>	<i>Time</i>	<i>Rider</i>	<i>Time</i>	<i>Pos</i>	<i>Rider</i>	<i>IT</i>	<i>BT</i>
25	J.KORNFEIL	38.856	Z.KHAIRUDDIN	33.604	G.RODRIGO	34.735	Z.KHAIRUDDIN	30.363	25	A.TONUCCI	2'17.533	2'17.894 (26)
26	A.TONUCCI	38.894	S.MANZI	33.614	N.AJO	34.747	R.GARDNER	30.371	26	Z.KHAIRUDDIN	2'17.551	2'17.941 (28)
27	Z.KHAIRUDDIN	38.899	G.RODRIGO	33.627	A.MIGNO	34.774	N.AJO	30.416	27	M.FERRARI	2'17.559	2'17.653 (24)
28	M.FERRARI	38.905	N.AJO	33.632	M.FERRARI	34.788	H.ONO	30.438	28	G.RODRIGO	2'17.670	2'18.303 (30)
29	J.DANILO	38.962	A.TONUCCI	33.701	T.SUZUKI	34.806	T.SUZUKI	30.464	29	R.GARDNER	2'17.894	2'17.894 (27)
30	T.SUZUKI	38.988	A.CARRASCO	33.737	R.GARDNER	34.809	G.RODRIGO	30.502	30	T.SUZUKI	2'18.017	2'18.024 (29)
31	R.GARDNER	39.136	T.SUZUKI	33.759	M.HERRERA	34.954	P.OETTL	30.524	31	M.HERRERA	2'18.200	2'18.631 (31)
32	D.BINDER	39.171	M.HERRERA	33.835	D.BINDER	34.982	D.BINDER	30.542	32	D.BINDER	2'18.642	2'19.253 (34)
33	P.OETTL	39.283	P.OETTL	33.863	A.CARRASCO	35.071	M.HERRERA	30.559	33	P.OETTL	2'18.766	2'19.073 (32)
34	A.CARRASCO	39.347	D.BINDER	33.947	P.OETTL	35.096	A.CARRASCO	30.658	34	A.CARRASCO	2'18.813	2'19.181 (33)

These data/results cannot be reproduced, stored and/or transmitted in whole or in part by any manner of electronic, mechanical, photocopying, recording, broadcasting or otherwise now known or herein after developed without the previous express consent by the copyright owner, except for reproduction in daily press and regular printed publications on sale to the public within 60 days of the event related to those data/results and always provided that copyright symbol appears together as follows below.
© DORNA, 2015

Official MotoGP Timing by **TISSOT**
www.motogp.com






5513 m.

RED BULL GRAND PRIX OF THE AMERICAS

Qualifying

Fastest Laps Sequence

<i>Practice Time</i>	 <i>Rider</i>	<i>Nation</i>	<i>Motorcycle</i>	<i>Time</i>	<i>Km/h</i>	<i>Rider's Lap</i>
4'45.102	65 Philipp OETTL	GER	KTM	2'20.380	141.3	2
5'04.732	21 Francesco BAGNAIA	ITA	MAHINDRA	2'18.949	142.8	2
5'04.862	88 Jorge MARTIN	SPA	MAHINDRA	2'17.984	143.8	2
5'57.125	52 Danny KENT	GBR	HONDA	2'17.302	144.5	2
8'13.702	52 Danny KENT	GBR	HONDA	2'16.577	145.3	3
10'30.210	52 Danny KENT	GBR	HONDA	2'16.508	145.3	4
24'17.849	52 Danny KENT	GBR	HONDA	2'15.689	146.2	7
39'14.517	52 Danny KENT	GBR	HONDA	2'15.459	146.5	10
41'29.861	52 Danny KENT	GBR	HONDA	2'15.344	146.6	11

These data/results cannot be reproduced, stored and/or transmitted in whole or in part by any manner of electronic, mechanical, photocopying, recording, broadcasting or otherwise now known or herein after developed without the previous express consent by the copyright owner, except for reproduction in daily press and regular printed publications on sale to the public within 60 days of the event related to those data/results and always provided that copyright symbol appears together as follows below.

© DORNA, 2015

Official MotoGP Timing by TISSOT
www.motogp.com

Austin, Saturday, April 11, 2015

