




4806 m.

GP RED BULL DE LA REPÚBLICA ARGENTINA

Free Practice Nr. 3

Classification

10

	Rider	Nation	Team	Motorcycle	Time	Lap Total	Gap	Top Speed
1	22 Sam LOWES	GBR	Speed Up Racing	SPEED UP	1'42.961	13 21		267.5
2	5 Johann ZARCO	FRA	Ajo Motorsport	KALEX	1'43.010	19 19	0.049 0.049	263.8
3	40 Alex RINS	SPA	Paginas Amarillas HP 40	KALEX	1'43.049	21 21	0.088 0.039	266.8
4	1 Tito RABAT	SPA	EG 0,0 Marc VDS	KALEX	1'43.131	22 24	0.170 0.082	269.6
5	94 Jonas FOLGER	GER	AGR Team	KALEX	1'43.207	21 21	0.246 0.076	266.9
6	21 Franco MORBIDELLI	ITA	Italtrans Racing Team	KALEX	1'43.333	21 21	0.372 0.126	269.6
7	77 Dominique AEGERTER	SWI	Technomag Racing Interwetten	KALEX	1'43.407	19 20	0.446 0.074	267.1
8	11 Sandro CORTESE	GER	Dynavolt Intact GP	KALEX	1'43.420	19 19	0.459 0.013	269.1
9	36 Mika KALLIO	FIN	Italtrans Racing Team	KALEX	1'43.439	19 21	0.478 0.019	265.2
10	12 Thomas LUTHI	SWI	Derendinger Racing Interwetten	KALEX	1'43.481	14 20	0.520 0.042	269.6
11	30 Takaaki NAKAGAMI	JPN	IDEMITSU Honda Team Asia	KALEX	1'43.535	23 23	0.574 0.054	266.2
12	19 Xavier SIMEON	BEL	Federal Oil Gresini Moto2	KALEX	1'43.612	21 22	0.651 0.077	265.6
13	23 Marcel SCHROTTER	GER	Tech 3	TECH 3	1'43.660	18 20	0.699 0.048	267.8
14	7 Lorenzo BALDASSARRI	ITA	Athinà Forward Racing	KALEX	1'43.678	21 23	0.717 0.018	262.7
15	39 Luis SALOM	SPA	Paginas Amarillas HP 40	KALEX	1'43.757	22 22	0.796 0.079	271.5
16	95 Anthony WEST	AUS	QMMF Racing Team	SPEED UP	1'43.774	17 22	0.813 0.017	268.4
17	55 Hafizh SYAHRIN	MAL	Petronas Raceline Malaysia	KALEX	1'43.802	20 20	0.841 0.028	264.1
18	3 Simone CORSI	ITA	Athinà Forward Racing	KALEX	1'43.877	5 22	0.916 0.075	269.1
19	60 Julian SIMON	SPA	QMMF Racing Team	SPEED UP	1'43.880	19 19	0.919 0.003	269.6
20	4 Randy KRUMMENACHER	SWI	JIR Racing Team	KALEX	1'43.951	21 21	0.990 0.071	264.7
21	96 Louis ROSSI	FRA	Tasca Racing Scuderia Moto2	TECH 3	1'43.968	22 22	1.007 0.017	269.6
22	25 Azlan SHAH	MAL	IDEMITSU Honda Team Asia	KALEX	1'43.996	24 24	1.035 0.028	268.4
23	73 Alex MARQUEZ	SPA	EG 0,0 Marc VDS	KALEX	1'44.093	7 20	1.132 0.097	268.5
24	88 Ricard CARDUS	SPA	Tech 3	TECH 3	1'44.528	9 22	1.567 0.435	265.2
25	44 Steven ODENDAAL	RSA	AGR Team	KALEX	1'44.541	16 17	1.580 0.013	269.4
26	10 Thitipong WAROKORN	THA	APH PTT The Pizza SAG	KALEX	1'44.981	19 22	2.020 0.440	266.9
27	70 Robin MULHAUSER	SWI	Technomag Racing Interwetten	KALEX	1'45.050	18 21	2.089 0.069	267.4
28	2 Jesko RAFFIN	SWI	sports-millions-EMWE-SAG	KALEX	1'45.323	16 23	2.362 0.273	262.4
29	66 Florian ALT	GER	Octo Iodaracing Team	SUTER	1'45.337	21 22	2.376 0.014	265.2
30	51 Zaqhwani ZAIDI	MAL	JPMoto Malaysia	SUTER	1'46.270	19 19	3.309 0.933	265.1

Practice condition: **Dry**
 Air: 21°
 Humidity: 70%
 Ground: 29°

Fastest Lap:	Lap: 13	Sam LOWES	1'42.961	168 Km/h
Circuit Record Lap:	2014	Luis SALOM	1'44.011	166.3 Km/h
Circuit Best Lap:	2015	Sam LOWES	1'42.961	168.0 Km/h

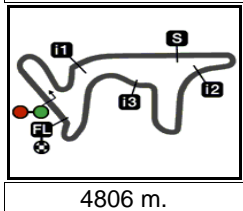
The results are provisional until the end of the limit for protest and appeals.

Time limit for protest expires 30' after publication of the results - Mr. Time:

These data/results cannot be reproduced, stored and/or transmitted in whole or in part by any manner of electronic, mechanical, photocopying, recording, broadcasting or otherwise now known or herein after developed without the previous express consent by the copyright owner, except for reproduction in daily press and regular printed publications on sale to the public within 60 days of the event related to those data/results and always provided that copyright symbol appears together as follows below.


© DORNA, 2015





GP RED BULL DE LA REPÚBLICA ARGENTINA
Free Practice Nr. 3
Combined Free Practice Times

11

	Rider	Nation	Team	MOTORCYCLE	FP1	FP2	FP3	Gap
1	22 S.LOWES	GBR	Speed Up Racing	SPEED UP	1'44.399 18	1'43.306 19	1'42.961 13	
2	5 J.ZARCO	FRA	Ajo Motorsport	KALEX	1'44.395 21	1'43.239 18	1'43.010 19	0.049 0.049
3	40 A.RINS	SPA	Paginas Amarillas HP 40	KALEX	1'46.057 19	1'43.939 21	1'43.049 21	0.088 0.039
4	1 T.RABAT	SPA	EG 0,0 Marc VDS	KALEX	1'44.039 23	1'43.431 24	1'43.131 22	0.170 0.082
5	94 J.FOLGER	GER	AGR Team	KALEX	1'43.816 18	1'44.006 21	1'43.207 21	0.246 0.076
6	21 F.MORBIDELLI	ITA	Italtrans Racing Team	KALEX	1'44.177 21	1'43.912 18	1'43.333 21	0.372 0.126
7	77 D.AEGERTER	SWI	Technomag Racing Interwetten	KALEX	1'45.537 20	1'43.950 24	1'43.407 19	0.446 0.074
8	11 S.CORTESE	GER	Dynavolt Intact GP	KALEX	1'44.799 22	1'43.843 19	1'43.420 19	0.459 0.013
9	36 M.KALLIO	FIN	Italtrans Racing Team	KALEX	1'45.616 16	1'43.426 19	1'43.439 19	0.465 0.006
10	12 T.LUTHI	SWI	Derendinger Racing Interwetten	KALEX	1'44.362 22	1'43.895 18	1'43.481 14	0.520 0.055
11	30 T.NAKAGAMI	JPN	IDEMITSU Honda Team Asia	KALEX	1'44.845 22	1'44.330 21	1'43.535 23	0.574 0.054
12	7 L.BALDASSARRI	ITA	Athinà Forward Racing	KALEX	1'44.058 22	1'43.598 22	1'43.678 21	0.637 0.063
13	19 X.SIMEON	BEL	Federal Oil Gresini Moto2	KALEX	1'45.205 21	1'43.684 20	1'43.612 21	0.651 0.014
14	23 M.SCHROTTER	GER	Tech 3	TECH 3	1'44.750 19	1'44.044 22	1'43.660 18	0.699 0.048
15	39 L.SALOM	SPA	Paginas Amarillas HP 40	KALEX	1'45.669 19	1'44.154 21	1'43.757 22	0.796 0.097
16	95 A.WEST	AUS	QMMF Racing Team	SPEED UP	1'44.579 18	1'43.863 17	1'43.774 17	0.813 0.017
17	55 H.SYHRIN	MAL	Petronas Raceline Malaysia	KALEX	1'45.926 17	1'45.137 7	1'43.802 20	0.841 0.028
18	60 J.SIMON	SPA	QMMF Racing Team	SPEED UP	1'45.102 19	1'43.851 16	1'43.880 19	0.890 0.049
19	3 S.CORSI	ITA	Athinà Forward Racing	KALEX	1'44.662 19	1'43.855 16	1'43.877 5	0.894 0.004
20	4 R.KRUMMENACH	SWI	JIR Racing Team	KALEX	1'45.229 11	1'44.459 17	1'43.951 21	0.990 0.096
21	96 L.ROSSI	FRA	Tasca Racing Scuderia Moto2	TECH 3	1'44.811 19	1'44.325 20	1'43.968 22	1.007 0.017
22	25 A.SHAH	MAL	IDEMITSU Honda Team Asia	KALEX	1'46.237 14	1'44.686 23	1'43.996 24	1.035 0.028
23	88 R.CARDUS	SPA	Tech 3	TECH 3	1'46.173 17	1'44.078 22	1'44.528 9	1.117 0.082
24	73 A.MARQUEZ	SPA	EG 0,0 Marc VDS	KALEX	1'45.566 20	1'44.305 18	1'44.093 7	1.132 0.015
25	44 S.ODENDAAL	RSA	AGR Team	KALEX	1'46.037 20	1'45.204 8	1'44.541 16	1.580 0.448
26	10 T.WAROKORN	THA	APH PTT The Pizza SAG	KALEX	1'47.838 16	1'45.899 16	1'44.981 19	2.020 0.440
27	70 R.MULHAUSER	SWI	Technomag Racing Interwetten	KALEX	1'46.659 22	1'45.907 15	1'45.050 18	2.089 0.069
28	2 J.RAFFIN	SWI	sports-millions-EMWE-SAG	KALEX	1'47.459 21	1'46.794 19	1'45.323 16	2.362 0.273
29	66 F.ALT	GER	Octo Iodaracing Team	SUTER	1'47.046 19	1'45.626 20	1'45.337 21	2.376 0.014
30	51 Z.ZAIDI	MAL	JPMoto Malaysia	SUTER	1'48.079 16	1'46.547 14	1'46.270 19	3.309 0.933

Pole Position Record:	2014	Tito RABAT	1'43.961	166.4 Km/h
Circuit Record Lap:	2014	Luis SALOM	1'44.011	166.3 Km/h
Circuit Best Lap:	2015	Sam LOWES	1'42.961	168.0 Km/h

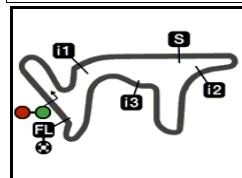
The results are provisional until the end of the limit for protest and appeals.

Time limit for protest expires 60' after publication of the results - Mr. Time:

These data/results cannot be reproduced, stored and/or transmitted in whole or in part by any manner of electronic, mechanical, photocopying, recording, broadcasting or otherwise now known or herein after developed without the previous express consent by the copyright owner, except for reproduction in daily press and regular printed publications on sale to the public within 60 days of the event related to those data/results and always provided that copyright symbol appears together as follows below.

© DORNA, 2015






4806 m.

GP RED BULL DE LA REPÚBLICA ARGENTINA

Free Practice Nr. 3

Top Speed & Average

12

	Rider	Nation	Motorcycle	Top 5 speeds					Average	Top
39	Luis SALOM	SPA	KALEX	271.5	271.3	270.8	270.1	269.4	270.4	271.5
12	Thomas LUTHI	SWI	KALEX	269.6	269.3	268.0	267.8	266.8	268.3	269.6
21	Franco MORBIDELLI	ITA	KALEX	269.6	266.7	265.6	264.7	264.5	266.2	269.6
60	Julian SIMON	SPA	SPEED UP	269.6	267.1	267.0	266.0	265.7	267.1	269.6
96	Louis ROSSI	FRA	TECH 3	269.6	266.2	265.9	265.5	265.4	266.5	269.6
1	Tito RABAT	SPA	KALEX	269.6	268.3	267.9	267.9	267.7	268.3	269.6
44	Steven ODENDAAL	RSA	KALEX	269.4	268.0	267.6	267.5	267.3	268.0	269.4
3	Simone CORSI	ITA	KALEX	269.1	268.3	267.4	267.0	266.7	267.7	269.1
11	Sandro CORTESE	GER	KALEX	269.1	267.8	267.1	266.6	266.5	267.4	269.1
73	Alex MARQUEZ	SPA	KALEX	268.5	267.8	267.6	265.2	264.6	266.7	268.5
25	Azlan SHAH	MAL	KALEX	268.4	264.8	264.5	263.1	262.6	264.7	268.4
95	Anthony WEST	AUS	SPEED UP	268.4	265.3	263.5	263.4	263.3	264.8	268.4
23	Marcel SCHROTTER	GER	TECH 3	267.8	264.7	263.5	263.4	263.2	264.5	267.8
22	Sam LOWES	GBR	SPEED UP	267.5	265.5	265.2	264.9	264.8	265.6	267.5
70	Robin MULHAUSER	SWI	KALEX	267.4	266.2	265.6	265.4	264.9	265.9	267.4
77	Dominique AEGERTER	SWI	KALEX	267.1	267.1	266.8	266.6	266.3	266.8	267.1
10	Thitipong WAROKORN	THA	KALEX	266.9	262.4	262.0	260.5	260.3	262.4	266.9
94	Jonas FOLGER	GER	KALEX	266.9	265.3	264.6	264.5	264.4	265.1	266.9
40	Alex RINS	SPA	KALEX	266.8	266.4	266.1	265.2	265.2	265.7	266.8
30	Takaaki NAKAGAMI	JPN	KALEX	266.2	265.4	264.4	263.5	263.5	264.6	266.2
19	Xavier SIMEON	BEL	KALEX	265.6	265.5	265.1	264.8	264.4	265.1	265.6
36	Mika KALLIO	FIN	KALEX	265.2	265.2	264.7	263.6	263.6	264.5	265.2
66	Florian ALT	GER	SUTER	265.2	264.0	263.3	262.9	262.0	263.5	265.2
88	Ricard CARDUS	SPA	TECH 3	265.2	264.4	264.0	263.4	263.3	264.1	265.2
51	Zaqhwan ZAIDI	MAL	SUTER	265.1	264.5	262.6	262.6	262.4	263.4	265.1
4	Randy KRUMMENACHER	SWI	KALEX	264.7	263.7	262.4	261.4	261.0	262.6	264.7
55	Hafizh SYAHRIN	MAL	KALEX	264.1	263.1	262.8	262.7	262.1	263.0	264.1
5	Johann ZARCO	FRA	KALEX	263.8	261.7	261.5	261.5	261.3	261.8	263.8
7	Lorenzo BALDASSARRI	ITA	KALEX	262.7	262.6	262.1	262.0	261.8	262.2	262.7
2	Jesko RAFFIN	SWI	KALEX	262.4	262.4	262.0	261.8	261.8	262.1	262.4

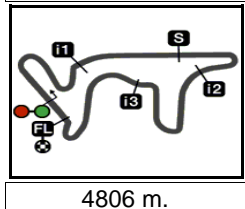
These data/results cannot be reproduced, stored and/or transmitted in whole or in part by any manner of electronic, mechanical, photocopying, recording, broadcasting or otherwise now known or herein after developed without the previous express consent by the copyright owner, except for reproduction in daily press and regular printed publications on sale to the public within 60 days of the event related to those data/results and always provided that copyright symbol appears together as follows below.

© DORNA, 2015

Official MotoGP Timing by TISSOT
www.motogp.com



Termas de Río Hondo, Saturday, April 18, 2015



GP RED BULL DE LA REPÚBLICA ARGENTINA
Free Practice Nr. 3
Chronological Analysis of Performances

13

P Crossing the finish line in pit lane		T1 Time from finish line to 1st intermediate		T2 Time from 1st intermed. to 2nd intermed.		T3 Time from 2nd intermed. to 3rd intermed.		T4 Time from 3rd intermediate to finish line					
Lap	Lap Time	T1	T2	T3	T4	Speed	Lap	Lap Time	T1	T2	T3	T4	Speed
1st	22	Sam LOWES		Speed Up Racing		GBR	5	1'45.034	29.961	25.720	26.068	23.285	265.2
		Runs=2 Total laps=21 Full laps=18					6	1'44.494	29.588	25.827	25.876	23.203	263.9
1	2'51.106	1'28.892	27.966	27.617	26.631	256.8	7	1'44.048	29.388	25.723	25.797	23.140	265.2
2	1'45.449	29.889	26.125	25.955	23.480	259.5	8	1'58.446 P	29.521	27.264	30.392	31.269	263.6
3	1'44.146	29.374	25.775	25.797	23.200	262.3	9	5'54.186	4'37.735	26.253	26.395	23.803	263.4
4	1'46.618	29.293	25.655	25.972	25.698	264.9	10	1'44.736	29.558	25.753	25.996	23.429	264.0
5	1'44.405	29.437	25.928	25.877	23.163	260.5	11	1'44.293	29.483	25.583	25.982	23.245	264.4
6	1'43.782	29.233	25.780	25.624	23.145	259.9	12	1'44.407	29.465	25.681	25.974	23.287	257.2
7	1'44.327	29.354	25.817	25.843	23.313	260.7	13	1'47.229	31.709	25.898	26.059	23.563	266.8
8	1'44.034	29.295	25.758	25.822	23.159	259.9	14	1'54.521 P	29.771	26.973	26.554	31.223	255.4
9	1'43.911	29.112	25.920	25.728	23.151	259.9	15	5'04.650	3'48.417	26.195	26.433	23.605	261.0
10	1'43.702	29.224	25.588	25.627	23.263	261.7	16	1'44.025	29.400	25.750	25.808	23.067	261.9
11	2'11.322	32.307	35.318	35.404	28.293	226.6	17	1'43.465	29.184	25.471	25.769	23.041	265.2
12	1'46.598	29.955	25.586	27.661	23.396	263.5	18	1'43.958	29.274	25.665	25.689	23.330	263.6
13	1'42.961	29.098	25.453	25.542	22.868	264.7	19	1'43.507	29.278	25.493	25.688	23.048	265.2
14	1'43.712	29.541	25.558	25.570	23.043	260.4	20	1'49.065	29.318	25.641	29.699	24.407	264.8
15	1'43.893	29.207	25.556	25.976	23.154	265.2	21	1'43.049	28.951	25.483	25.686	22.929	266.1
16	2'03.622 P	34.190	26.716	29.404	33.312	256.3							
17	8'03.765	6'38.275	27.378	31.141	26.971	246.5							
18	2'14.339	29.290	25.582	35.431	44.036	261.1							
19	1'43.762	29.464	25.589	25.611	23.098	265.5							
20	1'43.521	29.204	25.361	25.757	23.199	267.5							
21	1'43.327	29.090	25.426	25.649	23.162	264.8							
2nd	5	Johann ZARCO		Ajo Motorsport		FRA	4th	1	Tito RABAT		EG 0,0 Marc VDS		SPA
		Runs=3 Total laps=19 Full laps=14							Runs=2 Total laps=24 Full laps=21				
1	3'17.791	1'58.001	27.754	28.008	24.028	252.2	1	3'11.525	1'52.599	27.409	27.627	23.890	260.5
2	1'46.035	30.120	26.278	26.285	23.352	260.2	2	1'46.005	30.270	26.019	26.242	23.474	263.1
3	1'44.778	29.745	25.857	25.934	23.242	261.3	3	1'45.006	29.741	25.859	26.001	23.405	265.4
4	1'44.484	29.678	25.648	25.822	23.336	261.3	4	1'44.977	29.622	25.882	26.015	23.458	265.0
5	1'44.230	29.612	25.635	25.768	23.215	261.3	5	1'44.658	29.626	25.815	25.914	23.303	265.0
6	1'44.063	29.453	25.628	25.870	23.112	260.4	6	1'44.314	29.594	25.671	25.820	23.229	264.6
7	1'44.700	29.600	25.919	25.848	23.333	261.5	7	1'44.050	29.439	25.595	25.889	23.127	264.9
8	1'44.064	29.434	25.708	25.766	23.156	261.5	8	1'44.045	29.417	25.630	25.814	23.184	265.0
9	1'54.356 P	30.012	26.149	26.785	31.410	260.8	9	1'43.891	29.373	25.644	25.736	23.138	264.8
10	6'24.751	5'08.509	26.510	26.335	23.397	258.6	10	1'44.114	29.409	25.645	25.935	23.125	265.2
11	1'44.234	29.619	25.773	25.668	23.174	260.3	11	1'43.573	29.247	25.477	25.806	23.043	266.6
12	1'44.113	29.466	25.777	25.808	23.062	260.4	12	1'43.815	29.211	25.644	25.894	23.066	265.1
13	1'43.637	29.350	25.613	25.704	22.970	260.2	13	1'43.938	29.275	25.641	25.815	23.207	267.7
14	1'43.866	29.348	25.697	25.860	22.961	260.3	14	1'43.957	29.450	25.484	25.820	23.203	265.8
15	1'45.465	29.224	26.725	26.203	23.313	261.0	15	1'44.241	29.352	25.561	25.831	23.497	267.3
16	1'43.502	29.282	25.701	25.591	22.928	260.5	16	1'50.975	35.332	26.318	26.018	23.307	265.0
17	1'51.563 P	29.793	25.707	25.998	30.065	261.0	17	1'44.319	29.470	25.808	25.831	23.210	268.3
18	7'26.502	6'01.897	27.939	33.018	23.648	261.7	18	1'55.695 P	32.319	26.080	26.126	31.170	265.6
19	1'43.010	29.146	25.607	25.468	22.789	263.8	19	3'42.801	2'27.446	25.930	26.021	23.404	264.2
							20	1'43.809	29.285	25.484	25.967	23.073	267.9
							21	1'43.176	29.339	25.370	25.494	22.973	267.4
							22	1'43.131	29.124	25.372	25.697	22.938	266.1
							23	1'43.145	29.156	25.422	25.637	22.930	267.9
							24	1'43.268	29.066	25.261	25.470	23.471	269.6
3rd	40	Alex RINS		Paginas Amarillas HP		SPA	5th	94	Jonas FOLGER		AGR Team		GER
		Runs=3 Total laps=21 Full laps=16							Runs=3 Total laps=21 Full laps=16				
1	2'13.619	54.405	27.147	27.704	24.363	263.3	1	2'14.332	55.078	27.481	27.731	24.042	257.2
2	1'46.365	30.090	26.117	26.547	23.611	262.9	2	1'45.812	30.071	25.926	26.400	23.415	264.4
3	1'48.832	30.019	25.997	26.158	26.658	262.7	3	1'48.142	32.448	25.916	26.218	23.560	263.5
4	1'45.411	30.157	25.944	25.910	23.400	266.4	4	1'44.917	29.697	25.762	25.966	23.492	264.5
							5	1'44.318	29.441	25.714	25.898	23.265	264.6

Fastest Lap: Sam LOWES Speed Up Racing GBR **1'42.961** 29.098 25.453 25.542 22.868

These data/results cannot be reproduced, stored and/or transmitted in whole or in part by any manner of electronic, mechanical, photocopying, recording, broadcasting or otherwise now known or herein after developed without the previous express consent by the copyright owner, except for reproduction in daily press and regular printed publications on sale to the public within 60 days of the event related to those data/results and always provided that copyright symbol appears together as follows below.
 © DORNA, 2015



Free Practice Nr. 3

Moto2

Lap	Lap Time	T1	T2	T3	T4	Speed	Lap	Lap Time	T1	T2	T3	T4	Speed	
							8th	11	Sandro CORTESE				Dynavolt Intact GP	GER
										Runs=3	Total laps=19	Full laps=14		
6	1'44.985	29.706	25.939	25.957	23.383	262.8	1	2'42.632	1'19.943	28.157	29.280	25.252	264.1	
7	1'44.894	29.574	25.811	26.144	23.365	263.3	2	1'47.202	30.315	26.226	26.928	23.733	264.0	
8	1'44.570	29.505	25.778	26.042	23.245	262.7	3	1'44.533	29.578	25.772	25.835	23.348	263.5	
9	1'44.216	29.430	25.726	25.894	23.166	262.6	4	1'44.167	29.446	25.556	25.854	23.311	265.1	
10	1'54.540 P	31.858	26.395	26.352	29.935	257.4	5	1'44.386	29.386	25.347	26.211	23.442	266.5	
11	6'45.633	5'28.553	26.584	26.806	23.690	258.2	6	1'44.327	29.486	25.736	25.806	23.299	262.8	
12	1'53.838 P	29.838	28.642	26.224	29.134	203.7	7	1'56.431 P	30.195	26.698	27.614	31.924	264.1	
13	3'41.241	2'24.163	26.654	26.834	23.590	258.9	8	5'16.627	3'43.554	27.758	31.716	33.599	260.1	
14	1'44.076	29.498	25.711	25.838	23.029	261.4	9	1'45.603	29.926	25.740	26.431	23.506	263.7	
15	1'43.748	29.278	25.656	25.781	23.033	260.1	10	1'44.100	29.576	25.520	25.853	23.151	266.4	
16	1'43.822	29.310	25.609	25.763	23.140	260.9	11	1'43.803	29.235	25.405	25.917	23.246	265.6	
17	2'07.118	39.232	28.432	28.724	30.730	249.2	12	1'53.680 P	29.481	25.436	26.577	32.186	269.1	
18	2'04.711	29.347	25.697	26.601	43.066	262.3	13	8'12.801	6'50.084	27.378	28.673	26.666	256.3	
19	1'52.390	29.795	29.396	29.950	23.249	208.0	14	1'45.074	29.757	25.640	26.043	23.634	264.1	
20	1'45.668	29.270	25.512	26.715	24.171	265.3	15	2'02.278	30.472	31.280	28.849	31.677	214.9	
21	1'43.207	29.264	25.406	25.653	22.884	266.9	16	2'01.987	29.575	25.447	26.946	40.019	265.3	
6th	21	Franco MORBIDEL				Italtrans Racing Team	ITA							
										Runs=3	Total laps=21	Full laps=16		
1	2'05.262	47.246	27.013	26.945	24.058	259.7	17	1'43.893	29.713	25.401	25.645	23.134	267.8	
2	1'45.645	29.973	26.187	25.983	23.502	265.6	18	1'49.210	29.321	26.767	29.100	24.022	266.6	
3	1'44.872	29.935	25.735	25.942	23.260	269.6	19	1'43.420	29.195	25.440	25.686	23.099	267.1	
4	1'44.575	29.603	25.744	25.923	23.305	266.7								
5	1'44.423	29.593	25.984	25.748	23.098	264.5								
6	1'44.355	29.560	25.798	25.683	23.314	263.7								
7	1'44.165	29.572	25.801	25.720	23.072	262.8								
8	1'44.072	29.458	25.575	25.877	23.162	263.2								
9	1'43.921	29.356	25.687	25.743	23.135	262.6								
10	1'54.820 P	30.405	26.809	27.185	30.421	259.8								
11	7'02.951	5'47.369	25.980	26.189	23.413	262.9								
12	1'44.358	29.467	25.889	25.788	23.214	263.5								
13	1'43.906	29.374	25.776	25.668	23.088	264.0								
14	1'43.741	29.246	25.644	25.747	23.104	264.7								
15	1'43.705	29.323	25.722	25.635	23.025	260.2								
16	1'43.379	29.195	25.639	25.548	22.997	261.9								
17	1'58.627 P	31.271	29.446	27.446	30.464	222.6								
18	5'38.737	4'22.905	26.066	26.546	23.220	261.7								
19	1'43.560	29.300	25.637	25.587	23.036	263.2								
20	1'43.402	29.231	25.554	25.676	22.941	264.2								
21	1'43.333	29.373	25.505	25.575	22.880	263.4								
7th	77	Dominique AEGER				Technomag Racing In	SWI							
										Runs=3	Total laps=20	Full laps=15		
1	1'55.725	34.594	27.926	28.532	24.673	249.7								
2	1'54.174 P	31.655	26.513	26.844	29.162	262.4								
3	5'05.781	3'48.854	26.246	26.718	23.963	260.4								
4	1'45.372	29.826	25.969	26.143	23.434	262.8								
5	1'44.944	29.773	25.786	26.071	23.314	263.0								
6	1'44.994	29.761	25.725	26.135	23.373	263.1								
7	1'46.077	30.626	25.966	26.113	23.372	262.0								
8	1'44.674	29.707	25.748	26.010	23.209	262.9								
9	1'44.387	29.627	25.702	25.916	23.142	263.7								
10	1'44.319	29.617	25.655	25.846	23.201	264.9								
11	1'50.895 P	29.580	25.678	25.976	29.661	264.4								
12	9'17.268	7'54.985	31.044	27.783	23.456	228.3								
13	1'44.344	29.563	25.771	25.879	23.131	263.2								
14	1'45.859	29.442	25.997	25.970	24.450	266.3								
15	1'46.027	29.613	25.748	25.945	24.721	265.4								
16	1'43.948	29.464	25.539	25.843	23.102	266.8								
17	1'57.116	29.994	29.928	32.638	24.556	264.1								
18	1'43.779	29.464	25.570	25.712	23.033	267.1								
19	1'43.407	29.338	25.391	25.652	23.026	267.1								
20	1'43.609	29.455	25.532	25.629	22.993	266.6								
9th	36	Mika KALLIO				Italtrans Racing Team	FIN							
										Runs=3	Total laps=21	Full laps=16		
1	2'01.859	43.308	27.274	27.577	23.700	254.1								
2	1'46.566	30.640	25.989	26.403	23.534	263.2								
3	1'45.543	29.851	26.179	26.089	23.424	261.1								
4	1'44.704	29.702	25.797	25.918	23.287	262.1								
5	1'45.052	29.728	25.953	26.070	23.301	262.6								
6	1'44.607	29.560	25.787	25.873	23.387	261.3								
7	1'44.741	29.603	25.772	26.081	23.285	260.7								
8	1'44.568	29.504	25.869	25.980	23.215	261.2								
9	1'43.998	29.439	25.553	25.822	23.184	265.2								
10	1'53.604 P	29.724	26.225	27.012	30.643	260.7								
11	7'02.379	5'44.784	26.688	27.200	23.707	262.0								
12	1'47.935	29.899	26.074	26.982	24.980	260.4								
13	1'44.526	29.716	25.660	25.907	23.243	263.6								
14	1'44.553	29.501	25.677	25.982	23.393	262.3								
15	1'52.565 P	29.779	26.196	26.387	30.203	259.8								
16	4'13.391	2'57.508	26.412	26.211	23.260	258.2								
17	1'44.289	29.568	25.636	25.958	23.127	263.3								
18	1'44.039	29.474	25.646	25.725	23.194	263.6								
19	1'43.439	29.369	25.431	25.680	22.959	265.2								
20	1'49.452	29.418	27.650	28.993	23.391	222.4								
21	1'43.641	29.332	25.549	25.773	22.987	264.7								
10th	12	Thomas LUTHI				Derendinger Racing In	SWI							
										Runs=3	Total laps=20	Full laps=15		
1	2'15.709	56.590	27.538	27.475	24.106	257.8								
2	1'45.823	30.291	26.240	26.071	23.221	263.9								
3	1'44.795	29.886	25.857	25.820	23.232	266.0								
4	1'43.981	29.568	25.511	25.872	23.030	269.6								
5	1'44.875	29.747	26.002	25.987	23.139	264.2								
6	1'43.949	29.758	25.562	25.693	22.936	266.4								
7	1'44.020	29.499	25.636	25.764	23.121	267.8								
8	1'53.218 P	30.401	26.079	26.097	30.641	258.5								
9	7'30.341	6'13.118	27.119	26.579	23.525	253.7								
10	1'44.677	29.690	25.850	26.016	23.121	262.0								
11	1'43.949	29.564	25.589	25.722	23.074	263.2								
12	1'43.953	29.455	25.691	25.667	23.140	265.1								
13	1'43.710	29.344	25.641	25.663	23.062	263.2								
14	1'43.481	29.403	25.384	25.550	23.144	269.3								
15	1'53.009 P	29.896	26.177	27.205	29.731	252.8								

Fastest Lap: Sam LOWES Speed Up Racing GBR 1'42.961 29.098 25.453 25.542 22.868

These data/results cannot be reproduced, stored and/or transmitted in whole or in part by any manner of electronic, mechanical, photocopying, recording, broadcasting or otherwise now known or herein after developed without the previous express consent by the copyright owner, except for reproduction in daily press and regular printed publications on sale to the public within 60 days of the event related to those data/results and always provided that copyright symbol appears together as follows below.
© DORNA, 2015



Free Practice Nr. 3

Moto2

Lap	Lap Time	T1	T2	T3	T4	Speed	Lap	Lap Time	T1	T2	T3	T4	Speed
16	5'53.943	4'37.764	26.507	26.428	23.244	260.7	5	1'45.466	29.827	26.113	25.973	23.553	260.7
17	1'43.785	29.480	25.638	25.536	23.131	266.8	6	1'44.125	29.443	25.684	25.763	23.235	263.4
18	1'44.109	29.430	25.617	25.908	23.154	268.0	7	1'51.406 P	29.578	25.739	26.222	29.867	262.2
19	1'43.778	29.440	25.589	25.685	23.064	264.7	8	7'47.305	6'29.771	25.947	28.020	23.567	262.1
20	1'44.895	29.425	25.607	25.472	24.391	265.7	9	1'44.978	29.833	25.903	25.974	23.268	259.4
11th 30 Takaaki NAKAGAMI IDEMITSU Honda Tea JPN							10	1'44.528	29.528	25.706	26.007	23.287	260.8
Runs=2 Total laps=23 Full laps=20							11	1'44.246	29.458	25.613	25.821	23.354	260.8
1	2'41.619	1'18.848	28.680	29.547	24.544	258.3	12	2'03.233 P	29.461	25.635	37.955	30.182	261.4
2	1'52.841	30.540	28.933	29.740	23.628	259.3	13	5'41.101	4'22.720	28.674	26.078	23.629	220.6
3	1'45.559	29.871	26.192	26.210	23.286	261.9	14	1'44.040	29.462	25.704	25.739	23.135	261.2
4	1'44.746	29.694	25.824	26.003	23.225	261.5	15	1'44.007	29.455	25.744	25.795	23.013	261.3
5	1'51.994	31.957	30.104	26.656	23.277	217.6	16	1'43.662	29.269	25.608	25.709	23.076	260.7
6	1'44.500	29.737	25.772	25.945	23.046	261.8	17	1'43.670	29.276	25.565	25.786	23.043	262.0
7	1'44.568	29.456	25.676	25.892	23.544	262.3	18	1'43.660	29.311	25.511	25.745	23.093	263.2
8	1'44.453	29.655	25.768	25.921	23.109	261.1	19	1'43.931	29.252	25.725	25.891	23.063	263.5
9	1'44.209	29.480	25.711	25.864	23.154	262.2	20	1'57.737	29.332	25.470	35.238	27.697	264.7
10	1'43.888	29.477	25.629	25.748	23.034	265.4	14th 7 Lorenzo BALDASS Athina Forward Racin ITA						
11	1'56.060 P	30.569	27.053	27.204	31.234	261.0	Runs=2 Total laps=23 Full laps=20						
12	6'17.766	4'59.577	26.969	27.472	23.748	260.7	1	2'17.617	56.914	28.168	28.053	24.482	255.2
13	1'44.873	29.840	25.847	26.046	23.140	261.8	2	1'47.666	30.440	26.481	26.759	23.986	258.0
14	1'43.824	29.431	25.621	25.759	23.013	262.1	3	1'46.004	30.070	26.142	26.205	23.587	258.9
15	1'44.298	29.478	25.761	25.987	23.072	262.6	4	1'45.348	29.805	25.830	26.249	23.464	261.7
16	1'44.778	30.023	25.670	25.901	23.184	261.7	5	1'45.326	29.734	25.925	26.213	23.454	262.6
17	1'44.527	29.611	25.825	25.916	23.175	263.2	6	1'45.052	29.772	25.805	26.123	23.352	262.0
18	1'43.981	29.470	25.606	25.849	23.056	263.2	7	1'44.979	29.668	25.700	26.042	23.569	261.5
19	1'50.865	29.508	25.947	31.205	24.205	263.5	8	1'45.053	29.762	25.816	26.043	23.432	260.2
20	1'44.467	29.816	25.621	25.922	23.108	263.5	9	1'53.118	32.131	26.148	30.372	24.467	259.5
21	1'43.767	29.328	25.604	25.800	23.035	266.2	10	1'44.917	29.651	25.780	26.101	23.385	259.9
22	1'43.601	29.405	25.479	25.742	22.975	264.4	11	1'44.769	29.635	25.754	25.948	23.432	259.6
23	1'43.535	29.315	25.498	25.788	22.934	262.6	12	1'44.646	29.558	25.761	25.865	23.462	260.3
12th 19 Xavier SIMEON Federal Oil Gresini Mo BEL							13	1'44.597	29.594	25.585	25.932	23.486	261.8
Runs=2 Total laps=22 Full laps=19							14	1'56.405 P	30.922	26.103	26.631	32.749	259.7
1	2'12.274	53.920	26.820	26.530	25.004	259.1	15	6'51.511	5'32.910	27.431	27.671	23.499	258.0
2	1'45.291	29.837	25.981	26.095	23.378	262.7	16	1'44.048	29.581	25.679	25.685	23.103	257.7
3	1'45.325	29.882	25.961	26.082	23.400	262.6	17	1'44.424	29.435	25.678	25.804	23.507	261.4
4	1'44.438	29.493	25.679	25.976	23.290	264.4	18	1'48.762	33.599	25.959	25.872	23.332	261.5
5	1'46.546	29.572	25.725	27.582	23.667	265.6	19	1'43.968	29.339	25.703	25.765	23.161	260.0
6	1'44.349	29.480	25.712	25.956	23.201	263.6	20	1'59.702	36.809	31.932	27.294	23.667	237.6
7	1'47.857	29.612	25.733	28.699	23.813	265.5	21	1'43.678	29.367	25.531	25.656	23.124	262.1
8	1'44.585	29.518	25.851	25.935	23.281	262.4	22	1'43.826	29.317	25.507	25.838	23.164	261.5
9	1'44.400	29.520	25.697	25.984	23.199	261.9	23	1'43.728	29.398	25.535	25.655	23.140	262.7
10	1'44.508	29.531	25.883	25.970	23.124	260.7	15th 39 Luis SALOM Paginas Amarillas HP SPA						
11	1'58.212 P	31.287	27.418	27.489	32.018	250.5	Runs=2 Total laps=22 Full laps=19						
12	7'49.449	6'34.279	26.085	26.007	23.078	259.0	1	2'06.712	45.667	26.984	30.243	23.818	262.8
13	1'43.758	29.336	25.637	25.699	23.086	260.7	2	1'45.669	29.919	26.036	26.176	23.538	268.1
14	1'43.762	29.293	25.677	25.818	22.974	261.4	3	1'44.947	29.759	25.770	26.050	23.368	266.0
15	1'43.926	29.371	25.551	25.775	23.229	261.9	4	1'44.430	29.669	25.480	25.928	23.353	269.4
16	1'43.827	29.353	25.683	25.738	23.053	262.2	5	1'58.281	29.531	25.788	35.736	27.226	270.1
17	1'48.350	29.501	26.415	28.351	24.083	262.0	6	1'44.498	29.657	25.756	25.861	23.224	269.4
18	1'43.686	29.268	25.484	25.767	23.167	263.0	7	1'44.342	29.493	25.541	25.961	23.347	271.3
19	1'43.665	29.304	25.489	25.715	23.157	262.9	8	2'00.255 P	29.630	25.413	27.758	37.454	271.5
20	1'43.738	29.324	25.499	25.871	23.044	264.1	9	7'19.075	6'01.648	26.719	26.985	23.723	261.7
21	1'43.612	29.276	25.525	25.803	23.008	264.8	10	1'45.268	30.115	25.727	26.078	23.348	264.9
22	1'44.956	29.229	25.476	25.882	24.369	265.1	11	1'44.506	29.630	25.716	25.865	23.295	266.1
13th 23 Marcel SCHROTTE Tech 3 GER							12	1'54.354	29.537	32.511	28.189	24.117	246.5
Runs=3 Total laps=20 Full laps=15							13	1'45.257	29.805	25.731	26.236	23.485	265.2
1	2'43.014	1'22.662	27.577	28.181	24.594	255.4	14	1'50.236	34.676	26.235	25.907	23.418	265.9
2	1'45.397	30.097	25.819	26.213	23.268	267.8	15	1'44.889	29.643	25.813	26.022	23.411	264.3
3	1'44.896	29.616	26.095	26.017	23.168	260.2	16	1'48.471	32.381	26.519	25.945	23.626	260.4
4	1'44.556	29.566	25.784	25.929	23.277	261.4	17	1'44.153	29.459	25.754	25.788	23.152	267.0
							18	1'43.819	29.329	25.517	25.808	23.165	267.3

Fastest Lap: Sam LOWES Speed Up Racing GBR 1'42.961 29.098 25.453 25.542 22.868

These data/results cannot be reproduced, stored and/or transmitted in whole or in part by any manner of electronic, mechanical, photocopying, recording, broadcasting or otherwise now known or herein after developed without the previous express consent by the copyright owner, except for reproduction in daily press and regular printed publications on sale to the public within 60 days of the event related to those data/results and always provided that copyright symbol appears together as follows below.
© DORNA, 2015



Free Practice Nr. 3

Moto2

Lap	Lap Time	T1	T2	T3	T4	Speed	Lap	Lap Time	T1	T2	T3	T4	Speed
19	1'47.893	29.583	25.508	25.809	26.993	267.1	9	1'44.305	29.491	25.593	25.961	23.260	267.0
20	1'47.924	33.076	25.646	25.838	23.364	267.8	10	1'46.119	29.562	26.706	26.648	23.203	261.0
21	1'44.345	29.457	25.781	25.841	23.266	266.4	11	1'44.645	29.468	25.919	25.974	23.284	258.5
22	1'43.757	29.370	25.362	25.851	23.174	270.8	12	1'45.599	30.676	25.829	25.921	23.173	260.8
16th 95 Anthony WEST QMMF Racing Team AUS Runs=3 Total laps=22 Full laps=17							13	1'44.114	29.417	25.751	25.814	23.132	261.2
1	2'07.236	48.341	27.246	27.737	23.912	257.5	14	1'45.561	30.106	25.954	26.093	23.408	259.3
2	1'45.447	29.836	26.008	26.206	23.397	263.3	15	1'43.957	29.344	25.764	25.794	23.055	257.3
3	1'45.131	29.774	25.919	26.026	23.412	263.4	16	1'55.033 P	30.525	26.087	26.486	31.935	258.2
4	1'45.151	30.012	25.761	26.059	23.319	268.4	17	5'56.392	4'37.807	26.985	27.434	24.166	255.9
5	1'44.779	29.689	25.903	25.944	23.243	261.7	18	1'46.615	30.304	26.348	26.480	23.483	255.5
6	1'44.864	29.615	25.837	25.923	23.489	262.2	19	1'45.379	29.810	26.047	26.146	23.376	252.9
7	1'59.672 P	31.163	27.644	28.604	32.261	254.2	20	1'45.272	29.715	25.928	26.080	23.549	254.7
8	5'26.806	4'03.975	27.766	28.591	26.474	250.4	21	1'44.931	29.881	25.884	25.935	23.231	260.5
9	1'45.017	29.631	25.917	26.073	23.396	260.0	22	2'00.921 P	34.334	26.037	28.604	31.946	263.2
10	1'44.637	29.600	25.788	25.838	23.411	261.4	19th 60 Julian SIMON QMMF Racing Team SPA Runs=3 Total laps=19 Full laps=14						
11	1'44.652	29.694	25.788	25.953	23.217	261.7	1	2'16.477	57.500	27.628	27.138	24.211	255.6
12	2'00.733	34.368	31.940	29.580	24.845	200.1	2	1'45.694	30.027	26.037	26.180	23.450	265.1
13	1'44.205	29.483	25.763	25.833	23.126	261.8	3	1'44.479	29.644	25.750	25.812	23.273	267.0
14	1'44.315	29.343	25.701	26.211	23.060	261.7	4	1'45.208	30.083	25.705	26.057	23.363	264.3
15	1'44.038	29.515	25.770	25.730	23.023	260.8	5	1'44.182	29.624	25.532	25.871	23.155	264.7
16	1'44.210	29.556	25.722	25.777	23.155	260.5	6	1'43.914	29.468	25.531	25.815	23.100	267.1
17	1'43.774	29.429	25.637	25.621	23.087	262.4	7	1'48.343	29.371	25.565	26.025	27.382	269.6
18	1'56.199 P	30.841	27.173	27.798	30.387	254.7	8	1'49.775	29.568	27.042	29.496	23.669	265.7
19	4'07.907	2'48.781	25.937	26.987	26.202	260.7	9	1'58.824 P	30.646	27.762	27.599	32.817	252.1
20	1'44.144	29.481	25.814	25.701	23.148	263.5	10	9'18.544	8'01.488	27.467	26.323	23.266	224.5
21	1'43.785	29.367	25.631	25.686	23.101	265.3	11	1'45.161	29.561	25.647	26.086	23.867	263.5
22	1'43.846	29.437	25.499	25.771	23.139	259.7	12	2'02.920 P	32.338	28.962	26.861	34.759	242.5
17th 55 Hafizh SYAHRIN Petronas Raceline Ma MAL Runs=3 Total laps=20 Full laps=15							13	5'24.333	3'54.658	29.723	36.180	23.772	250.4
1	2'43.855	1'10.453	32.059	33.276	28.067	232.2	14	1'44.682	29.677	25.709	25.989	23.307	261.2
2	1'46.944	30.246	26.318	26.692	23.688	260.2	15	1'44.312	29.515	25.659	25.886	23.252	262.8
3	1'45.656	29.712	26.189	26.378	23.377	259.9	16	1'43.911	29.427	25.571	25.772	23.141	264.1
4	1'52.045	31.554	29.257	26.781	24.453	223.3	17	1'43.920	29.425	25.432	25.895	23.168	264.7
5	1'45.126	29.586	25.993	26.208	23.339	260.8	18	1'43.948	29.349	25.558	25.867	23.174	265.1
6	1'59.485 P	31.397	28.101	28.182	31.805	221.6	19	1'43.880	29.554	25.388	25.785	23.153	266.0
7	6'38.832	5'19.814	27.686	27.067	24.265	249.0	20th 4 Randy KRUMMENA JIR Racing Team SWI Runs=4 Total laps=21 Full laps=15						
8	1'55.800	30.746	28.176	33.377	23.501	237.8	1	2'05.686 P	37.013	28.082	28.507	32.084	252.5
9	1'45.080	29.686	25.919	26.255	23.220	259.7	2	5'28.325	4'12.596	26.123	26.195	23.411	261.0
10	1'51.371	32.333	27.593	27.165	24.280	246.6	3	1'45.402	30.314	25.842	25.967	23.279	264.7
11	1'44.159	29.435	25.702	25.880	23.142	262.7	4	1'44.581	29.667	25.923	25.879	23.112	263.7
12	1'44.458	29.475	25.741	25.967	23.275	263.1	5	1'44.501	29.611	25.849	25.809	23.232	262.4
13	1'50.717	32.067	29.170	26.206	23.274	238.8	6	1'48.805	29.753	25.930	26.073	27.049	260.9
14	1'44.521	29.368	25.941	25.910	23.302	262.8	7	1'57.271 P	30.241	27.165	28.006	31.859	255.2
15	1'55.103 P	30.625	27.385	26.611	30.482	250.8	8	2'04.294	48.964	26.243	25.970	23.117	256.8
16	5'29.467	3'56.762	27.770	29.502	35.433	259.5	9	1'57.549	29.795	30.814	30.478	26.462	258.2
17	1'44.399	29.546	25.873	25.926	23.054	262.1	10	1'44.525	29.702	25.863	25.798	23.162	259.4
18	1'44.108	29.393	25.584	25.996	23.135	264.1	11	1'44.050	29.538	25.626	25.706	23.180	261.4
19	2'20.826	33.894	27.962	39.361	39.609	255.2	12	1'44.257	29.644	25.764	25.704	23.145	260.1
20	1'43.802	29.432	25.618	25.781	22.971	261.8	13	1'44.230	29.598	25.749	25.738	23.145	260.9
18th 3 Simone CORSI Athina Forward Racin ITA Runs=2 Total laps=22 Full laps=18							14	1'44.362	29.695	25.810	25.668	23.189	258.8
1	2'08.720	50.296	26.792	27.401	24.231	260.4	15	1'53.225 P	29.733	25.890	26.726	30.876	257.7
2	1'46.161	30.336	26.194	26.263	23.368	261.0	16	6'36.773	5'05.422	31.972	28.025	31.354	211.0
3	1'44.326	29.513	25.689	25.908	23.216	268.3	17	1'54.399	29.729	25.795	26.353	32.522	259.3
4	1'44.957	29.498	25.764	26.065	23.630	266.7	18	1'44.686	29.806	25.947	25.878	23.055	257.5
5	1'43.877	29.393	25.608	25.802	23.074	267.4	19	1'43.987	29.516	25.712	25.634	23.125	258.9
6	1'45.616	29.549	26.238	26.428	23.401	269.1	20	1'44.110	29.643	25.747	25.614	23.106	258.9
7	1'44.204	29.483	25.833	25.814	23.074	261.9	21	1'43.951	29.653	25.612	25.595	23.091	259.8
8	1'44.270	29.477	25.615	26.101	23.077	264.1							

Fastest Lap: Sam LOWES Speed Up Racing GBR 1'42.961 29.098 25.453 25.542 22.868

These data/results cannot be reproduced, stored and/or transmitted in whole or in part by any manner of electronic, mechanical, photocopying, recording, broadcasting or otherwise now known or herein after developed without the previous express consent by the copyright owner, except for reproduction in daily press and regular printed publications on sale to the public within 60 days of the event related to those data/results and always provided that copyright symbol appears together as follows below.
© DORNA, 2015



Free Practice Nr. 3

Moto2

Lap	Lap Time	T1	T2	T3	T4	Speed	Lap	Lap Time	T1	T2	T3	T4	Speed							
21st	96	Louis ROSSI				Tasca Racing Scuderi FRA			10	1'45.012	29.769	25.885	25.945	23.413	263.6					
		Runs=2		Total laps=22		Full laps=19		11	1'44.403	29.600	25.566	25.907	23.330	264.3						
1	2'05.543	47.641	26.865	26.935	24.102	260.8	12	1'44.266	29.484	25.689	25.865	23.228	263.8							
2	1'45.642	30.088	26.162	25.924	23.468	263.4	13	1'44.575	29.528	25.734	25.961	23.352	261.8							
3	1'45.739	29.928	25.892	26.139	23.780	265.2	14	1'56.443 P	31.882	26.046	26.178	32.337	262.0							
4	1'45.106	29.899	25.946	25.832	23.429	262.0	15	7'10.251	5'47.239	30.459	26.787	25.766	207.1							
5	1'44.844	29.752	25.771	25.909	23.412	263.8	16	1'45.677	30.403	25.861	26.105	23.308	263.3							
6	1'44.936	29.638	25.780	26.069	23.449	266.2	17	1'44.607	29.625	25.763	25.980	23.239	263.7							
7	1'44.918	29.736	25.704	26.014	23.464	265.4	18	1'45.765	29.718	26.603	26.040	23.404	256.6							
8	1'44.992	29.785	25.764	26.009	23.434	263.0	19	1'44.450	29.570	25.691	25.949	23.240	264.6							
9	1'45.048	29.673	25.932	26.092	23.351	260.6	20	1'44.403	29.443	25.823	25.976	23.161	262.9							
10	1'44.384	29.498	25.676	25.923	23.287	265.9	24th 88 Ricard CARDUS						Tech 3	SPA						
11	2'06.330 P	32.582	29.191	29.252	35.305	260.8	Runs=3		Total laps=22		Full laps=17									
12	7'35.145	6'17.950	26.550	26.479	24.166	258.1	1	1'56.071	35.583	27.371	28.482	24.635	258.5							
13	1'45.516	29.737	25.829	26.307	23.643	262.0	2	1'52.942	31.619	26.667	27.000	27.656	258.9							
14	1'44.983	29.764	25.843	25.927	23.449	265.5	3	1'46.190	30.271	26.065	26.350	23.504	261.8							
15	1'52.971	36.073	26.975	26.180	23.743	257.5	4	1'45.397	29.632	25.858	26.430	23.477	261.6							
16	1'45.607	30.429	25.964	25.847	23.367	259.7	5	1'45.103	29.642	25.945	26.040	23.476	264.0							
17	1'44.057	29.456	25.685	25.703	23.213	262.3	6	1'45.253	29.591	25.785	26.040	23.837	262.9							
18	1'44.156	29.498	25.617	25.828	23.213	264.1	7	1'45.302	29.877	25.866	26.093	23.466	261.5							
19	1'44.144	29.508	25.644	25.771	23.221	263.6	8	1'54.725	29.699	25.894	29.124	30.008	260.9							
20	1'48.640	30.889	26.492	27.985	23.274	264.1	9	1'44.528	29.588	25.740	25.966	23.234	264.4							
21	1'50.106	29.552	27.564	26.948	26.042	264.9	10	1'44.591	29.588	25.722	25.990	23.291	263.3							
22	1'43.968	29.641	25.447	25.701	23.179	269.6	11	1'48.319	31.733	26.452	26.592	23.542	261.7							
22nd 25 Azlan SHAH														IDEMITSU Honda Tea MAL						
Runs=2		Total laps=24		Full laps=21																
1	1'56.535	35.940	27.559	28.215	24.821	259.3	12	1'45.406	29.739	25.936	26.189	23.542	261.4							
2	1'56.260	31.566	26.563	26.870	31.261	264.8	13	1'45.213	29.683	25.901	26.161	23.468	261.0							
3	1'47.834	31.400	26.152	26.481	23.801	260.2	14	1'59.595 P	31.903	26.667	28.606	32.419	259.3							
4	1'45.679	30.090	25.857	26.199	23.533	261.9	15	7'27.318	6'04.673	28.411	30.163	24.071	258.1							
5	1'45.575	30.022	25.996	26.035	23.522	262.2	16	1'56.957	31.083	26.164	26.656	33.054	260.2							
6	1'45.481	30.101	25.913	26.057	23.410	259.9	17	1'44.760	29.444	25.907	26.126	23.283	265.2							
7	1'45.297	29.992	25.753	26.209	23.343	263.1	18	2'04.964 P	33.052	25.880	26.013	40.019	263.4							
8	1'45.493	29.826	25.750	26.263	23.654	261.3	19	2'05.596	48.301	27.415	26.520	23.360	238.2							
9	1'45.444	29.693	25.889	26.130	23.732	261.8	20	1'44.967	29.668	25.769	26.090	23.440	261.5							
10	1'47.241	31.994	25.843	25.963	23.441	260.3	21	1'45.238	29.620	25.879	26.241	23.498	261.6							
11	1'49.648	31.295	26.495	27.312	24.546	261.4	22	1'45.254	30.000	25.831	26.027	23.396	262.1							
12	1'46.438	29.912	26.317	26.368	23.841	258.3	25th 44 Steven ODENDAAL						AGR Team	RSA						
13	1'45.766	29.914	26.075	26.352	23.425	257.7	Runs=3		Total laps=17		Full laps=12									
14	1'54.152 P	30.265	26.114	26.722	31.051	258.8	1	2'03.040	43.142	27.580	27.860	24.458	261.4							
15	4'24.320	3'06.531	26.939	27.212	23.638	256.6	2	1'46.473	30.610	25.973	26.320	23.570	266.6							
16	1'45.236	29.740	25.883	26.237	23.376	259.7	3	1'45.990	30.502	25.849	26.252	23.387	266.4							
17	1'45.371	29.858	25.864	26.151	23.498	259.1	4	1'45.466	30.197	25.815	26.066	23.388	269.4							
18	1'44.576	29.557	25.773	25.927	23.319	259.0	5	1'45.514	29.976	25.944	26.213	23.381	267.5							
19	1'44.502	29.557	25.774	25.963	23.208	259.7	6	1'44.963	29.797	25.775	26.143	23.248	267.3							
20	1'44.720	29.624	25.683	26.036	23.377	259.5	7	1'45.055	29.939	25.661	26.159	23.296	266.9							
21	1'44.549	29.516	25.655	26.119	23.259	260.3	8	1'53.306 P	30.325	25.902	26.670	30.409	263.7							
22	1'52.491	37.133	25.990	26.000	23.368	262.6	9	13'55.993	12'39.033	26.456	26.672	23.832	262.0							
23	1'44.460	29.416	25.721	26.066	23.257	264.5	10	1'46.380	30.317	25.937	26.430	23.696	263.4							
24	1'43.996	29.313	25.601	25.975	23.107	268.4	11	1'49.108	31.096	27.890	26.354	23.768	243.2							
23rd 73 Alex MARQUEZ														EG 0,0 Marc VDS	SPA					
Runs=3		Total laps=20		Full laps=15																
1	2'14.571	49.643	26.912	29.608	28.408	256.9	12	1'46.387	30.227	26.140	26.574	23.446	262.7							
2	1'46.259	30.380	26.061	26.294	23.524	265.2	13	1'54.006 P	30.191	26.666	27.522	29.627	261.1							
3	1'45.279	30.032	25.904	25.962	23.381	264.4	14	4'37.580	3'22.278	25.785	26.086	23.431	267.0							
4	1'44.670	29.571	25.918	25.972	23.209	264.1	15	1'44.570	29.641	25.713	25.968	23.248	268.0							
5	1'44.725	29.547	25.907	26.000	23.271	267.8	16	1'44.541	29.674	25.706	26.053	23.108	267.6							
6	1'44.125	29.620	25.596	25.816	23.093	268.5	17	1'44.557	29.986	25.462	25.796	23.313	267.0							
7	1'44.093	29.483	25.532	25.846	23.232	267.6	26th 10 Thitipong WAROKO						APH PTT The Pizza S	THA						
8	1'51.895 P	29.649	26.051	26.152	30.043	264.1	Runs=2		Total laps=22		Full laps=19									
9	6'05.500	4'47.170	26.268	26.369	25.693	261.7	1	2'00.640	38.178	28.391	28.684	25.387	253.6							
Fastest Lap: Sam LOWES														Speed Up Racing	GBR	1'42.961	29.098	25.453	25.542	22.868

These data/results cannot be reproduced, stored and/or transmitted in whole or in part by any manner of electronic, mechanical, photocopying, recording, broadcasting or otherwise now known or herein after developed without the previous express consent by the copyright owner, except for reproduction in daily press and regular printed publications on sale to the public within 60 days of the event related to those data/results and always provided that copyright symbol appears together as follows below.

© DORNA, 2015

Official MotoGP Timing by TISSOT
www.motogp.com



Terma de Río Hondo, Saturday, April 18, 2015 Page 5 of 6

Free Practice Nr. 3

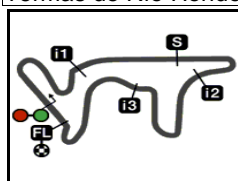
Moto2

Lap	Lap Time	T1	T2	T3	T4	Speed	Lap	Lap Time	T1	T2	T3	T4	Speed
5	1'45.800	30.000	26.141	26.185	23.474	262.4	19	1'47.270	30.338	26.311	26.739	23.882	259.6
6	1'45.688	30.005	25.928	26.164	23.591	262.0	20	1'46.087	29.927	26.104	26.423	23.633	260.2
7	1'45.844	30.007	26.058	26.295	23.484	259.9	21	1'45.892	29.836	26.200	26.406	23.450	260.1
8	1'45.593	29.836	26.007	26.257	23.493	260.2	22	1'45.706	29.782	26.009	26.365	23.550	261.6
9	1'45.698	29.847	26.215	26.203	23.433	258.5	23	1'45.655	29.896	25.949	26.351	23.459	261.8
10	2'02.039 P	33.290	28.567	27.349	32.833	259.8	29th 66 Florian ALT Octo Iodaracing Team GER						
11	7'25.115	6'07.822	26.629	26.620	24.044	257.1	Runs=3 Total laps=22 Full laps=17						
12	1'46.456	29.895	26.340	26.475	23.746	257.9	1	2'02.841	42.760	27.715	27.986	24.380	258.5
13	1'46.440	29.917	26.122	26.596	23.805	258.3	2	1'47.396	30.650	26.465	26.439	23.842	265.2
14	1'45.445	29.802	26.086	26.109	23.448	259.0	3	1'46.947	30.327	26.247	26.455	23.918	263.3
15	1'46.008	29.945	26.209	26.261	23.593	258.6	4	1'46.210	30.267	25.958	26.398	23.587	264.0
16	1'45.453	29.876	26.086	26.040	23.451	257.6	5	1'45.584	29.996	26.092	26.094	23.402	262.9
17	1'45.458	29.888	25.946	26.187	23.437	259.4	6	1'45.714	29.955	26.099	26.175	23.485	262.0
18	1'45.544	29.778	26.150	26.197	23.419	259.8	7	1'45.645	29.985	26.026	26.242	23.392	261.3
19	1'44.981	29.652	25.806	26.141	23.382	260.3	8	1'45.441	29.801	25.963	26.171	23.506	260.6
20	1'45.460	29.925	26.132	26.083	23.320	260.5	9	2'01.966 P	33.480	29.770	27.238	31.478	193.9
21	1'45.989	29.829	26.058	26.197	23.905	260.0	10	4'39.197	3'20.158	26.300	28.970	23.769	257.9
22	1'53.860	30.855	28.646	30.041	24.318	256.4	11	1'45.989	29.905	26.199	26.273	23.612	259.8
27th 70 Robin MULHAUSER Technomag Racing In SWI							30th 51 Zaqhwani ZAIDI JPMoto Malaysia MAL						
Runs=3 Total laps=21 Full laps=16							Runs=3 Total laps=19 Full laps=14						
1	1'55.801	35.128	27.508	28.543	24.622	257.8	1	2'01.122	38.574	28.610	28.836	25.102	261.8
2	1'48.866	31.770	26.516	26.844	23.736	263.0	2	1'47.980	31.248	26.267	26.715	23.750	265.1
3	1'47.069	30.531	26.311	26.641	23.586	261.0	3	1'47.986	30.679	26.288	26.775	24.244	258.0
4	1'46.352	30.248	26.173	26.369	23.562	261.9	4	1'48.339	30.575	27.244	26.687	23.833	264.5
5	1'46.391	30.220	26.040	26.513	23.618	264.9	5	1'49.227	31.308	27.261	26.844	23.814	261.7
6	1'46.325	30.222	26.057	26.263	23.783	265.6	6	2'03.543 P	36.528	28.125	26.923	31.967	255.7
7	2'12.452 P	34.745	38.666	27.745	31.296	118.7	7	9'19.337	7'54.825	27.737	28.244	28.531	258.9
8	5'05.974	3'47.913	26.875	27.038	24.148	258.4	8	1'47.818	31.091	26.403	26.625	23.699	259.8
9	1'46.591	30.310	26.122	26.394	23.765	261.5	9	1'46.344	30.250	25.962	26.479	23.653	262.6
10	1'45.877	30.180	25.875	26.189	23.633	263.2	10	1'47.597	30.111	26.177	26.614	24.695	260.2
11	1'45.951	30.087	25.954	26.272	23.638	263.6	11	2'02.947	33.582	26.508	28.333	34.524	255.6
12	1'45.588	30.062	25.886	26.107	23.533	263.6	12	1'42.101	31.220	33.650	32.077	25.154	241.8
13	1'56.630 P	30.908	26.854	27.515	31.353	261.2	13	1'46.612	30.285	26.156	26.581	23.590	259.5
14	6'03.182	4'40.374	27.704	31.149	23.955	259.4	14	1'46.348	30.197	26.067	26.455	23.629	259.1
15	1'45.742	30.016	25.922	26.246	23.558	263.1	15	1'46.987	30.330	26.140	26.731	23.786	258.7
16	1'45.830	29.796	25.764	26.040	24.230	263.6	16	1'54.835 P	31.134	26.578	26.918	30.205	249.3
17	1'45.727	29.902	25.966	26.338	23.521	263.5	17	4'30.835	3'14.126	26.379	26.605	23.725	262.0
18	1'45.050	29.748	25.815	26.055	23.432	267.4	18	1'46.326	30.140	25.966	26.588	23.632	262.4
19	1'50.924	30.248	30.888	26.097	23.691	170.1	19	1'46.270	30.165	25.946	26.366	23.793	262.6
20	1'46.462	29.918	26.011	26.701	23.832	266.2							
21	1'45.382	29.873	25.929	26.103	23.477	265.4							
28th 2 Jesko RAFFIN sports-millions-EMWE SWI													
Runs=2 Total laps=23 Full laps=20													
1	2'21.981	40.913	28.051	48.095	24.922	256.7							
2	1'48.090	30.789	26.405	27.168	23.728	260.6							
3	1'46.401	30.054	26.174	26.536	23.637	261.3							
4	1'46.033	30.064	25.988	26.485	23.496	262.0							
5	1'46.364	30.009	26.313	26.554	23.488	261.6							
6	1'46.973	30.396	26.240	26.713	23.624	261.1							
7	1'46.487	30.067	26.356	26.444	23.620	260.5							
8	1'46.641	30.065	26.227	26.717	23.632	260.3							
9	1'46.203	29.924	26.256	26.484	23.539	260.1							
10	1'46.236	29.953	26.266	26.517	23.500	260.0							
11	1'45.620	29.986	25.925	26.315	23.394	262.4							
12	1'49.593	32.294	26.569	27.087	23.643	259.4							
13	1'45.562	29.920	25.982	26.215	23.445	262.4							
14	1'45.979	29.912	26.000	26.523	23.544	261.0							
15	1'51.332	29.961	26.167	27.910	27.294	260.4							
16	1'45.323	29.820	25.987	26.099	23.417	261.8							
17	1'56.457 P	30.592	26.905	27.042	31.918	256.9							
18	5'57.654	4'38.508	27.156	27.912	24.078	258.3							

Fastest Lap: Sam LOWES Speed Up Racing GBR 1'42.961 29.098 25.453 25.542 22.868

These data/results cannot be reproduced, stored and/or transmitted in whole or in part by any manner of electronic, mechanical, photocopying, recording, broadcasting or otherwise now known or herein after developed without the previous express consent by the copyright owner, except for reproduction in daily press and regular printed publications on sale to the public within 60 days of the event related to those data/results and always provided that copyright symbol appears together as follows below.
© DORNA, 2015





4806 m.

GP RED BULL DE LA REPÚBLICA ARGENTINA

Free Practice Nr. 3

Best Partial Times

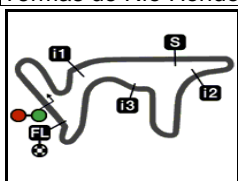
IT Ideal Lap Time, sum of the best partial times

BT Best Lap Time

T1		T2		T3		T4				IT		BT	
Pos	Rider	Time	Rider	Time	Rider	Time	Rider	Time	Pos	Rider	IT	BT	
1	A.RINS	28.951	T.RABAT	25.261	J.ZARCO	25.468	J.ZARCO	22.789	1	T.RABAT	1'42.727	1'43.131	(4)
2	T.RABAT	29.066	S.CORTESE	25.347	T.RABAT	25.470	S.LOWES	22.868	2	S.LOWES	1'42.861	1'42.961	(1)
3	S.LOWES	29.090	S.LOWES	25.361	T.LUTHI	25.472	F.MORBIDELLI	22.880	3	J.ZARCO	1'43.010	1'43.010	(2)
4	J.ZARCO	29.146	L.SALOM	25.362	S.LOWES	25.542	J.FOLGER	22.884	4	A.RINS	1'43.037	1'43.049	(3)
5	S.CORTESE	29.195	T.LUTHI	25.384	F.MORBIDELLI	25.548	A.RINS	22.929	5	F.MORBIDELLI	1'43.128	1'43.333	(6)
6	F.MORBIDELLI	29.195	J.SIMON	25.388	R.KRUMMENAC	25.595	T.RABAT	22.930	6	T.LUTHI	1'43.136	1'43.481	(10)
7	X.SIMEON	29.229	D.AEGERTER	25.391	A.WEST	25.621	T.NAKAGAMI	22.934	7	J.FOLGER	1'43.207	1'43.207	(5)
8	M.SCHROTTER	29.252	J.FOLGER	25.406	D.AEGERTER	25.629	T.LUTHI	22.936	8	S.CORTESE	1'43.286	1'43.420	(8)
9	J.FOLGER	29.264	M.KALLIO	25.431	S.CORTESE	25.645	M.KALLIO	22.959	9	D.AEGERTER	1'43.351	1'43.407	(7)
10	A.SHAH	29.313	L.ROSSI	25.447	J.FOLGER	25.653	H.SYHRIN	22.971	10	X.SIMEON	1'43.378	1'43.612	(12)
11	T.NAKAGAMI	29.315	S.ODENDAAL	25.462	L.BALDASSARRI	25.655	X.SIMEON	22.974	11	M.KALLIO	1'43.402	1'43.439	(9)
12	L.BALDASSARRI	29.317	M.SCHROTTER	25.470	M.KALLIO	25.680	D.AEGERTER	22.993	12	M.SCHROTTE	1'43.444	1'43.660	(13)
13	L.SALOM	29.329	A.RINS	25.471	A.RINS	25.686	M.SCHROTTER	23.013	13	T.NAKAGAMI	1'43.470	1'43.535	(11)
14	M.KALLIO	29.332	X.SIMEON	25.476	X.SIMEON	25.699	A.WEST	23.023	14	A.WEST	1'43.486	1'43.774	(16)
15	D.AEGERTER	29.338	T.NAKAGAMI	25.479	L.ROSSI	25.701	S.CORSI	23.055	15	L.BALDASSAR	1'43.582	1'43.678	(14)
16	A.WEST	29.343	A.WEST	25.499	M.SCHROTTER	25.709	R.KRUMMENAC	23.055	16	J.SIMON	1'43.609	1'43.880	(19)
17	S.CORSI	29.344	F.MORBIDELLI	25.505	T.NAKAGAMI	25.742	A.MARQUEZ	23.093	17	L.SALOM	1'43.631	1'43.757	(15)
18	T.LUTHI	29.344	L.BALDASSARRI	25.507	J.SIMON	25.772	S.CORTESE	23.099	18	H.SYHRIN	1'43.704	1'43.802	(17)
19	J.SIMON	29.349	A.MARQUEZ	25.532	H.SYHRIN	25.781	J.SIMON	23.100	19	R.KRUMMENA	1'43.778	1'43.951	(20)
20	H.SYHRIN	29.368	H.SYHRIN	25.584	L.SALOM	25.788	L.BALDASSARRI	23.103	20	L.ROSSI	1'43.783	1'43.968	(21)
21	A.MARQUEZ	29.443	S.CORSI	25.593	S.CORSI	25.794	A.SHAH	23.107	21	S.CORSI	1'43.786	1'43.877	(18)
22	R.CARDUS	29.444	A.SHAH	25.601	S.ODENDAAL	25.796	S.ODENDAAL	23.108	22	A.MARQUEZ	1'43.884	1'44.093	(23)
23	L.ROSSI	29.456	J.ZARCO	25.607	A.MARQUEZ	25.816	L.SALOM	23.152	23	A.SHAH	1'43.948	1'43.996	(22)
24	R.KRUMMENAC	29.516	R.KRUMMENAC	25.612	A.SHAH	25.927	L.ROSSI	23.179	24	S.ODENDAAL	1'44.007	1'44.541	(25)

These data/results cannot be reproduced, stored and/or transmitted in whole or in part by any manner of electronic, mechanical, photocopying, recording, broadcasting or otherwise now known or herein after developed without the previous express consent by the copyright owner, except for reproduction in daily press and regular printed publications on sale to the public within 60 days of the event related to those data/results and always provided that copyright symbol appears together as follows below.
© DORNA, 2015





4806 m.

GP RED BULL DE LA REPÚBLICA ARGENTINA

Free Practice Nr. 3

Best Partial Times

IT Ideal Lap Time, sum of the best partial times

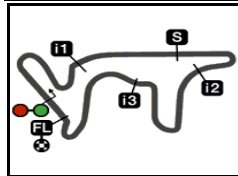
BT Best Lap Time

<i>T1</i>		<i>T2</i>		<i>T3</i>		<i>T4</i>				<i>IT</i>	<i>BT</i>	
<i>Pos</i>	<i>Rider</i>	<i>Time</i>	<i>Rider</i>	<i>Time</i>	<i>Rider</i>	<i>Time</i>	<i>Rider</i>	<i>Time</i>	<i>Pos</i>	<i>Rider</i>		
25	S.ODENDAAL	29.641	R.CARDUS	25.722	F.ALT	25.931	R.CARDUS	23.234	25	R.CARDUS	1'44.366	1'44.528 (24)
26	T.WAROKORN	29.652	R.MULHAUSER	25.764	R.CARDUS	25.966	T.WAROKORN	23.320	26	T.WAROKORN	1'44.818	1'44.981 (26)
27	R.MULHAUSER	29.748	T.WAROKORN	25.806	T.WAROKORN	26.040	F.ALT	23.374	27	R.MULHAUSE	1'44.984	1'45.050 (27)
28	J.RAFFIN	29.782	J.RAFFIN	25.925	R.MULHAUSER	26.040	J.RAFFIN	23.394	28	F.ALT	1'45.064	1'45.337 (29)
29	F.ALT	29.801	Z.ZAIDI	25.946	J.RAFFIN	26.099	R.MULHAUSER	23.432	29	J.RAFFIN	1'45.200	1'45.323 (28)
30	Z.ZAIDI	30.111	F.ALT	25.958	Z.ZAIDI	26.366	Z.ZAIDI	23.590	30	Z.ZAIDI	1'46.013	1'46.270 (30)

These data/results cannot be reproduced, stored and/or transmitted in whole or in part by any manner of electronic, mechanical, photocopying, recording, broadcasting or otherwise now known or herein after developed without the previous express consent by the copyright owner, except for reproduction in daily press and regular printed publications on sale to the public within 60 days of the event related to those data/results and always provided that copyright symbol appears together as follows below.
© DORNA, 2015

Official MotoGP Timing by **TISSOT**
www.motogp.com





4806 m.

GP RED BULL DE LA REPÚBLICA ARGENTINA

Free Practice Nr. 3

Fastest Laps Sequence

<i>Practice Time</i>	 <i>Rider</i>	<i>Nation</i>	<i>Motorcycle</i>	<i>Time</i>	<i>Km/h</i>	<i>Rider's Lap</i>
3'44.667	70 Robin MULHAUSER	SWI	KALEX	1'48.866	158.9	2
3'48.425	36 Mika KALLIO	FIN	KALEX	1'46.566	162.3	2
3'49.513	44 Steven ODENDAAL	RSA	KALEX	1'46.473	162.4	2
3'50.907	21 Franco MORBIDELLI	ITA	KALEX	1'45.645	163.7	2
3'51.185	96 Louis ROSSI	FRA	TECH 3	1'45.642	163.7	2
3'52.683	95 Anthony WEST	AUS	SPEED UP	1'45.447	164.0	2
3'57.565	19 Xavier SIMEON	BEL	KALEX	1'45.291	164.3	2
5'35.779	21 Franco MORBIDELLI	ITA	KALEX	1'44.872	164.9	3
5'39.207	3 Simone CORSI	ITA	KALEX	1'44.326	165.8	3
6'20.701	22 Sam LOWES	GBR	SPEED UP	1'44.146	166.1	3
7'30.308	12 Thomas LUTHI	SWI	KALEX	1'43.981	166.3	4
9'08.041	3 Simone CORSI	ITA	KALEX	1'43.877	166.5	5
11'35.506	22 Sam LOWES	GBR	SPEED UP	1'43.782	166.7	6
18'31.480	22 Sam LOWES	GBR	SPEED UP	1'43.702	166.8	10
20'36.158	1 Tito RABAT	SPA	KALEX	1'43.573	167.0	11
24'12.361	22 Sam LOWES	GBR	SPEED UP	1'42.961	168.0	13

These data/results cannot be reproduced, stored and/or transmitted in whole or in part by any manner of electronic, mechanical, photocopying, recording, broadcasting or otherwise now known or herein after developed without the previous express consent by the copyright owner, except for reproduction in daily press and regular printed publications on sale to the public within 60 days of the event related to those data/results and always provided that copyright symbol appears together as follows below.

© DORNA, 2015